

SANFORD LAW OFFICE, PLLC
Jo Anne Sanford, Attorney at Law

November 1, 2021

Via Electronic Filing

Ms. A. Shonta Dunston, Chief Clerk
North Carolina Utilities Commission
4325 Mail Service Center
Raleigh, North Carolina 27699-4325

Re: Aqua North Carolina, Inc.
Docket No. W-218, Sub 526A
Quarterly Compliance Filing Pursuant to Ordering Paragraph No. 14
of W-218, Sub 526 Rate Case Order

Dear Ms. Dunston:

Attached for electronic filing please find Aqua North Carolina, Inc.'s third quarterly compliance filing made pursuant to Ordering Paragraph No. 14 of the Commission's W-218, Sub 526 Rate Case Order dated October 26, 2020.

Ordering Paragraph No. 14 of the Sub 526 Rate Case Order provides as follows:

14. That Aqua NC shall file quarterly reports with the Commission on its Conservation Pilot Program that, at a minimum, include monthly historical and current consumption by blocks of 1,000 gallons and the corresponding number of bills and revenues for each customer group, and such reports shall be filed within 30 days of the end of each calendar quarter, beginning with the quarter ending March 31, 2021.

I hereby certify that a copy of this compliance filing has been served upon the parties to Docket No. W-218, Sub 526A.

As always, thank you and your staff for your assistance; please feel free to contact me if there are any questions or suggestions.

Sincerely,

Electronically Submitted
/s/Jo Anne Sanford
Sanford Law Office, PLLC
State Bar No. 6831

Attorney for Aqua North Carolina, Inc.

c: Parties of Record

VERIFICATION

Dean R. Gearhart, being duly sworn, deposes and says: that he is the Manager of Rates and Planning for Aqua North Carolina, Inc.; that he is familiar with the facts set out in this **Third Quarterly Compliance Filing Pursuant to Ordering Paragraph No. 14 of W-218, Sub 526 Rate Case Order** filed in Docket No. W-218, Sub 526A; that he has read the foregoing Third Quarterly Compliance Filing and knows the contents thereof; and that the filing is true of his knowledge except as to those matters stated therein on information and belief, and as to those he believes them to be true.




Dean R. Gearhart

Sworn to and subscribed before me this
the 1st day of November, 2021.



Notary Public

My Commission Expires: May 13, 2020



**AQUA NC TIERED PILOT PROGRAM
MONTHLY CONSUMPTION
SUMMARY
(CONSOLIDATED & BY SYSTEM)**

**THIRD CALENDAR
QUARTER OF 2021**

W-218 SUB 526A

Row Labels	Dec-2020	Jan-2021	Feb-2021	Mar-2021	Apr-2021	May-2021	Jun-2021	Jul-2021	Aug-2021	Sep-2021
Dmstc										
wo Sewer										
Sum of TOTAL CHARGES OR ADJMT AMNT	\$ 267,408	\$ 305,597	\$ 255,416	\$ 251,670	\$ 329,835	\$ 493,967	\$ 517,974	\$ 506,749	\$ 499,226	\$ 587,367
Sum of BLOCK CHARGES	\$ 145,730	\$ 183,404	\$ 132,911	\$ 129,193	\$ 207,121	\$ 371,179	\$ 395,221	\$ 383,985	\$ 375,770	\$ 464,230
Sum of Blck Chrg Diff Tier-Sngl	\$ (28,818)	\$ (27,466)	\$ (32,552)	\$ (32,616)	\$ (18,059)	\$ 44,617	\$ 58,513	\$ 55,746	\$ 52,336	\$ 84,235
Sum of Bllld-Mns	5,863	5,888	5,905	5,902	5,913	5,917	5,915	5,912	5,949	5,933
Sum of Totl Cons (kG)	27,359	33,052	25,935	25,362	35,295	51,185	52,776	51,447	50,695	59,560
Sum of Avg_kGal/BllldMn	4.666	5.614	4.392	4.297	5.969	8.650	8.922	8.703	8.521	10.038
w Sewer										
Sum of TOTAL CHARGES OR ADJMT AMNT	\$ 33,413	\$ 38,463	\$ 35,580	\$ 32,421	\$ 34,656	\$ 49,105	\$ 43,039	\$ 39,111	\$ 40,975	\$ 49,020
Sum of BLOCK CHARGES	\$ 17,581	\$ 22,676	\$ 19,783	\$ 16,628	\$ 18,865	\$ 33,309	\$ 27,248	\$ 23,301	\$ 25,174	\$ 33,186
Sum of Blck Chrg Diff Tier-Sngl	\$ (4,433)	\$ (4,101)	\$ (4,386)	\$ (4,437)	\$ (4,356)	\$ (867)	\$ (1,240)	\$ (2,641)	\$ (2,152)	\$ 243
Sum of Bllld-Mns	765	763	763	763	763	763	763	764	763	765
Sum of Totl Cons (kG)	3,451	4,197	3,788	3,302	3,640	5,357	4,465	4,066	4,283	5,164
Sum of Avg_kGal/BllldMn	4.511	5.503	4.964	4.327	4.771	7.020	5.854	5.321	5.611	6.750
Dmstc Sum of TOTAL CHARGES OR ADJMT AMNT	\$ 300,820	\$ 344,060	\$ 290,996	\$ 284,091	\$ 364,491	\$ 543,072	\$ 561,013	\$ 545,859	\$ 540,201	\$ 636,386
Dmstc Sum of BLOCK CHARGES	\$ 163,311	\$ 206,080	\$ 152,694	\$ 145,821	\$ 225,985	\$ 404,488	\$ 422,470	\$ 407,285	\$ 400,943	\$ 497,416
Dmstc Sum of Blck Chrg Diff Tier-Sngl	\$ (33,251)	\$ (31,567)	\$ (36,938)	\$ (37,053)	\$ (22,415)	\$ 43,750	\$ 57,273	\$ 53,105	\$ 50,184	\$ 84,478
Dmstc Sum of Bllld-Mns	6,628	6,650	6,668	6,665	6,676	6,680	6,678	6,676	6,712	6,698
Dmstc Sum of Totl Cons (kG)	30,809	37,249	29,723	28,664	38,934	56,542	57,241	55,513	54,978	64,724
Dmstc Sum of Avg_kGal/BllldMn	4.649	5.601	4.457	4.301	5.832	8.464	8.572	8.315	8.190	9.663
Irr										
wo Sewer										
Sum of TOTAL CHARGES OR ADJMT AMNT	\$ 8,925	\$ 8,686	\$ 7,851	\$ 7,651	\$ 13,909	\$ 43,625	\$ 47,637	\$ 48,747	\$ 49,163	\$ 58,042
Sum of BLOCK CHARGES	\$ 2,454	\$ 2,045	\$ 1,480	\$ 1,160	\$ 7,423	\$ 36,919	\$ 40,932	\$ 41,951	\$ 42,647	\$ 51,302
Sum of Blck Chrg Diff Tier-Sngl	\$ 796	\$ 734	\$ 547	\$ 366	\$ 2,526	\$ 14,530	\$ 16,265	\$ 16,813	\$ 17,222	\$ 20,964
Sum of Bllld-Mns	259	263	243	260	260	270	270	275	264	273
Sum of Totl Cons (kG)	260	206	146	125	768	3,509	3,866	3,940	3,985	4,755
Sum of Avg_kGal/BllldMn	1.003	0.781	0.601	0.479	2.954	12.975	14.298	14.336	15.080	17.446
Irr Sum of TOTAL CHARGES OR ADJMT AMNT	\$ 8,925	\$ 8,686	\$ 7,851	\$ 7,651	\$ 13,909	\$ 43,625	\$ 47,637	\$ 48,747	\$ 49,163	\$ 58,042
Irr Sum of BLOCK CHARGES	\$ 2,454	\$ 2,045	\$ 1,480	\$ 1,160	\$ 7,423	\$ 36,919	\$ 40,932	\$ 41,951	\$ 42,647	\$ 51,302
Irr Sum of Blck Chrg Diff Tier-Sngl	\$ 796	\$ 734	\$ 547	\$ 366	\$ 2,526	\$ 14,530	\$ 16,265	\$ 16,813	\$ 17,222	\$ 20,964
Irr Sum of Bllld-Mns	259	263	243	260	260	270	270	275	264	273
Irr Sum of Totl Cons (kG)	260	206	146	125	768	3,509	3,866	3,940	3,985	4,755
Irr Sum of Avg_kGal/BllldMn	1.003	0.781	0.601	0.479	2.954	12.975	14.298	14.336	15.080	17.446
Total Sum of TOTAL CHARGES OR ADJMT AMNT	\$ 309,746	\$ 352,746	\$ 298,848	\$ 291,743	\$ 378,400	\$ 586,698	\$ 608,650	\$ 594,607	\$ 589,364	\$ 694,428
Total Sum of BLOCK CHARGES	\$ 165,765	\$ 208,125	\$ 154,174	\$ 146,982	\$ 233,409	\$ 441,408	\$ 463,402	\$ 449,236	\$ 443,590	\$ 548,718
Total Sum of Blck Chrg Diff Tier-Sngl	\$ (32,455)	\$ (30,832)	\$ (36,391)	\$ (36,687)	\$ (19,889)	\$ 58,280	\$ 73,538	\$ 69,918	\$ 67,406	\$ 105,442
Total Sum of Bllld-Mns	6,887	6,914	6,911	6,925	6,936	6,951	6,948	6,951	6,977	6,971
Total Sum of Totl Cons (kG)	31,069	37,454	29,869	28,788	39,702	60,051	61,107	59,453	58,963	69,479
Total Sum of Avg_kGal/BllldMn	4.511	5.417	4.322	4.157	5.724	8.639	8.795	8.554	8.451	9.967

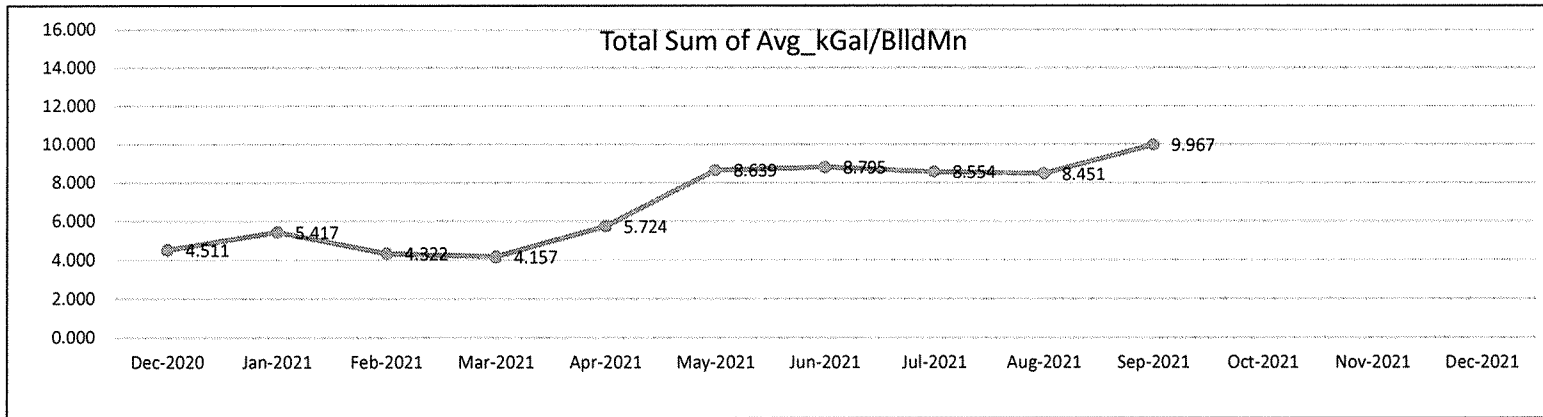
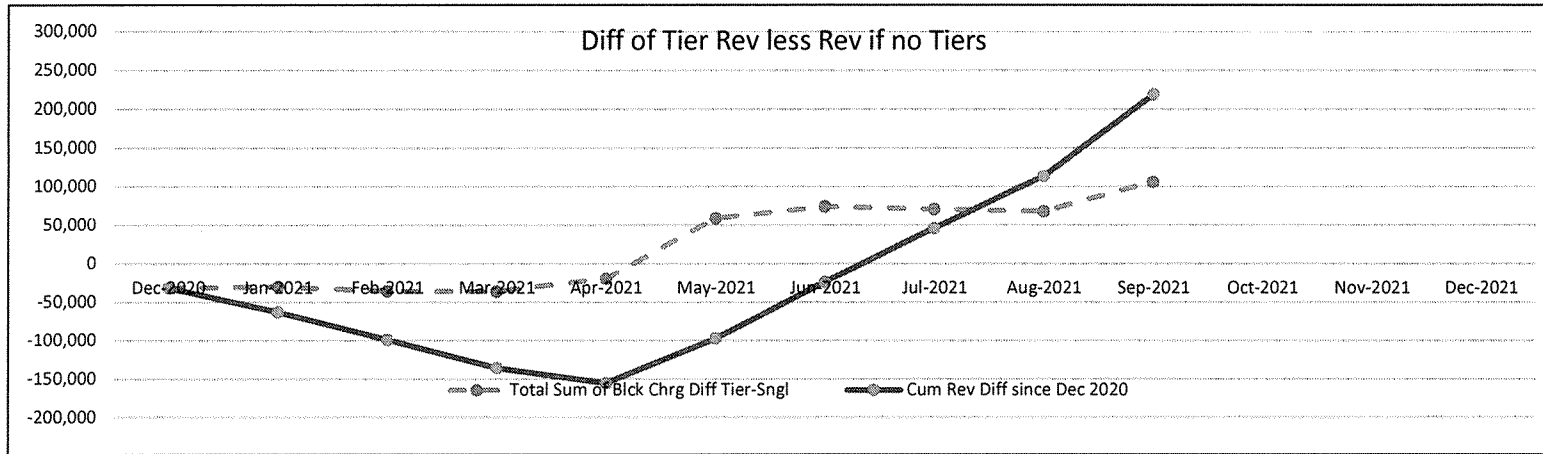
NC Pilot PDE Begin 2020 12

NC Tier Pilot Billing Determinants (RES & IRR)

Tier Rates Effective 10/26/20

Row Labels	Dec-2020	Jan-2021	Feb-2021	Mar-2021	Apr-2021	May-2021	Jun-2021	Jul-2021	Aug-2021	Sep-2021
Diff as Pct of Block Chrgs	-20%	-15%	-24%	-25%	-9%	13%	16%	16%	15%	19%
Chrgs \$ / Bld Mnth ->	\$44.98	\$51.02	\$43.24	\$42.13	\$54.56	\$84.41	\$87.60	\$85.55	\$84.48	\$99.62
Cum Rev Diff since Dec 2020	(32,455)	(63,287)	(99,679)	(136,365)	(156,254)	(97,973)	(24,436)	45,483	112,888	218,330

Note: Cum Rev Diff is **NOT** equal to Revenue Reconciliation amount



Row Labels	Dec-2020	Jan-2021	Feb-2021	Mar-2021	Apr-2021	May-2021	Jun-2021	Jul-2021	Aug-2021	Sep-2021
------------	----------	----------	----------	----------	----------	----------	----------	----------	----------	----------

Arbor Run

Dmstc										
wo Sewer										
Sum of TOTAL CHARGES OR ADJMT A	\$ 12,166	\$ 11,627	\$ 10,223	\$ 10,236	\$ 14,248	\$ 16,832	\$ 24,092	\$ 30,794	\$ 27,784	\$ 26,431
Sum of BLOCK CHARGES	\$ 7,491	\$ 6,946	\$ 5,540	\$ 5,564	\$ 9,558	\$ 12,161	\$ 19,422	\$ 26,124	\$ 23,102	\$ 21,752
Sum of Blck Chrg Diff Tier-Sngl	\$ (1,071)	\$ (1,566)	\$ (1,595)	\$ (1,607)	\$ (655)	\$ 398	\$ 3,203	\$ 6,046	\$ 4,774	\$ 4,304
Sum of Blld-Mns	226	226	226	226	227	226	226	226	226	226
Sum of Totl Cons (kG)	1,342	1,334	1,118	1,124	1,601	1,844	2,542	3,147	2,873	2,735
Sum of Avg_kGal/BlldMn	5.942	5.899	4.943	4.980	7.066	8.172	11.267	13.950	12.700	12.099
Dmstc Sum of TOTAL CHARGES OR ADJMT A	\$ 12,166	\$ 11,627	\$ 10,223	\$ 10,236	\$ 14,248	\$ 16,832	\$ 24,092	\$ 30,794	\$ 27,784	\$ 26,431
Dmstc Sum of BLOCK CHARGES	\$ 7,491	\$ 6,946	\$ 5,540	\$ 5,564	\$ 9,558	\$ 12,161	\$ 19,422	\$ 26,124	\$ 23,102	\$ 21,752
Dmstc Sum of Blck Chrg Diff Tier-Sngl	\$ (1,071)	\$ (1,566)	\$ (1,595)	\$ (1,607)	\$ (655)	\$ 398	\$ 3,203	\$ 6,046	\$ 4,774	\$ 4,304
Dmstc Sum of Blld-Mns	226	226	226	226	227	226	226	226	226	226
Dmstc Sum of Totl Cons (kG)	1,342	1,334	1,118	1,124	1,601	1,844	2,542	3,147	2,873	2,735
Dmstc Sum of Avg_kGal/BlldMn	5.942	5.899	4.943	4.980	7.066	8.172	11.267	13.950	12.700	12.099

Irr										
wo Sewer										
Sum of TOTAL CHARGES OR ADJMT A	\$ 72	\$ 72	\$ 72	\$ 72	\$ 72	\$ 72	\$ 72	\$ 72	\$ 72	\$ 72
Sum of BLOCK CHARGES	\$ -	\$ -	\$ -	\$ -	\$ -	\$ -	\$ -	\$ -	\$ -	\$ -
Sum of Blck Chrg Diff Tier-Sngl	\$ -	\$ -	\$ -	\$ -	\$ -	\$ -	\$ -	\$ -	\$ -	\$ -
Sum of Blld-Mns	2	2	1	2	2	2	2	2	2	2
Sum of Totl Cons (kG)	-	-	-	-	-	-	-	-	-	-
Sum of Avg_kGal/BlldMn	0.000	0.000	0.000	0.000	0.000	0.000	0.000	0.000	0.000	0.000
Irr Sum of TOTAL CHARGES OR ADJMT A	\$ 72	\$ 72	\$ 72	\$ 72	\$ 72	\$ 72	\$ 72	\$ 72	\$ 72	\$ 72
Irr Sum of BLOCK CHARGES	\$ -	\$ -	\$ -	\$ -	\$ -	\$ -	\$ -	\$ -	\$ -	\$ -
Irr Sum of Blck Chrg Diff Tier-Sngl	\$ -	\$ -	\$ -	\$ -	\$ -	\$ -	\$ -	\$ -	\$ -	\$ -
Irr Sum of Blld-Mns	2	2	1	2	2	2	2	2	2	2
Irr Sum of Totl Cons (kG)	-	-	-	-	-	-	-	-	-	-
Irr Sum of Avg_kGal/BlldMn	0.000	0.000	0.000	0.000	0.000	0.000	0.000	0.000	0.000	0.000

Arbor Run Sum of TOTAL CHARGES OR AD.	\$ 12,238	\$ 11,700	\$ 10,295	\$ 10,308	\$ 14,320	\$ 16,904	\$ 24,165	\$ 30,866	\$ 27,857	\$ 26,504
Arbor Run Sum of BLOCK CHARGES	\$ 7,491	\$ 6,946	\$ 5,540	\$ 5,564	\$ 9,558	\$ 12,161	\$ 19,422	\$ 26,124	\$ 23,102	\$ 21,752
Arbor Run Sum of Blck Chrg Diff Tier-Sngl	\$ (1,071)	\$ (1,566)	\$ (1,595)	\$ (1,607)	\$ (655)	\$ 398	\$ 3,203	\$ 6,046	\$ 4,774	\$ 4,304
Arbor Run Sum of Blld-Mns	228	228	227	228	229	228	228	228	228	228
Arbor Run Sum of Totl Cons (kG)	1,342	1,334	1,118	1,124	1,601	1,844	2,542	3,147	2,873	2,735
Arbor Run Sum of Avg_kGal/BlldMn	5.890	5.847	4.921	4.936	7.005	8.100	11.168	13.827	12.589	11.993

Bayleaf

Dmstc										
wo Sewer										
Sum of TOTAL CHARGES OR ADJMT A	\$ 239,990	\$ 280,056	\$ 230,838	\$ 227,841	\$ 298,968	\$ 449,763	\$ 463,411	\$ 440,709	\$ 434,945	\$ 525,932
Sum of BLOCK CHARGES	\$ 129,351	\$ 168,558	\$ 119,762	\$ 116,404	\$ 187,323	\$ 338,065	\$ 351,715	\$ 329,041	\$ 322,546	\$ 413,855
Sum of Blck Chrg Diff Tier-Sngl	\$ (26,632)	\$ (23,750)	\$ (29,206)	\$ (29,273)	\$ (15,782)	\$ 42,117	\$ 52,039	\$ 44,273	\$ 41,421	\$ 74,775

NC Pilot PDE Begin 2020 12	NC Tier Pilot Billing Determinants (Res & Irr)					Tier Rates Effective 10/26/2020					10/04/21
Row Labels	Dec-2020	Jan-2021	Feb-2021	Mar-2021	Apr-2021	May-2021	Jun-2021	Jul-2021	Aug-2021	Sep-2021	
Sum of Blld-Mns	5,330	5,372	5,352	5,369	5,379	5,382	5,381	5,376	5,415	5,399	
Sum of Totl Cons (kG)	24,449	30,142	23,349	22,833	31,834	46,387	46,971	44,633	44,064	53,147	
Sum of Avg_kGal/BlldMn	4.587	5.611	4.362	4.253	5.919	8.620	8.729	8.303	8.137	9.844	
w Sewer											
Sum of TOTAL CHARGES OR ADJMT A	\$ 33,413	\$ 38,463	\$ 35,580	\$ 32,421	\$ 34,656	\$ 49,105	\$ 43,039	\$ 39,111	\$ 40,975	\$ 49,020	
Sum of BLOCK CHARGES	\$ 17,581	\$ 22,676	\$ 19,783	\$ 16,628	\$ 18,865	\$ 33,309	\$ 27,248	\$ 23,301	\$ 25,174	\$ 33,186	
Sum of Blck Chrg Diff Tier-Sngl	\$ (4,433)	\$ (4,101)	\$ (4,386)	\$ (4,437)	\$ (4,356)	\$ (867)	\$ (1,240)	\$ (2,641)	\$ (2,152)	\$ 243	
Sum of Blld-Mns	765	763	763	763	763	763	763	764	763	765	
Sum of Totl Cons (kG)	3,451	4,197	3,788	3,302	3,640	5,357	4,465	4,066	4,283	5,164	
Sum of Avg_kGal/BlldMn	4.511	5.503	4.964	4.327	4.771	7.020	5.854	5.321	5.611	6.750	
Dmstc Sum of TOTAL CHARGES OR ADJMT A	\$ 273,403	\$ 318,519	\$ 266,418	\$ 260,262	\$ 333,624	\$ 498,869	\$ 506,450	\$ 479,819	\$ 475,920	\$ 574,952	
Dmstc Sum of BLOCK CHARGES	\$ 146,932	\$ 191,234	\$ 139,545	\$ 133,032	\$ 206,187	\$ 371,374	\$ 378,964	\$ 352,341	\$ 347,719	\$ 447,041	
Dmstc Sum of Blck Chrg Diff Tier-Sngl	\$ (31,066)	\$ (27,850)	\$ (33,592)	\$ (33,710)	\$ (20,138)	\$ 41,250	\$ 50,799	\$ 41,632	\$ 39,269	\$ 75,018	
Dmstc Sum of Blld-Mns	6,094	6,134	6,116	6,132	6,141	6,145	6,144	6,140	6,178	6,164	
Dmstc Sum of Totl Cons (kG)	27,899	34,339	27,138	26,135	35,474	51,744	51,436	48,699	48,347	58,311	
Dmstc Sum of Avg_kGal/BlldMn	4.578	5.598	4.437	4.262	5.776	8.421	8.372	7.932	7.825	9.460	
Irr											
wo Sewer											
Sum of TOTAL CHARGES OR ADJMT A	\$ 8,387	\$ 8,155	\$ 7,479	\$ 7,256	\$ 13,515	\$ 42,920	\$ 45,063	\$ 44,836	\$ 45,186	\$ 54,036	
Sum of BLOCK CHARGES	\$ 2,309	\$ 2,047	\$ 1,480	\$ 1,158	\$ 7,422	\$ 36,607	\$ 38,751	\$ 38,433	\$ 39,069	\$ 47,668	
Sum of Blck Chrg Diff Tier-Sngl	\$ 750	\$ 735	\$ 547	\$ 365	\$ 2,526	\$ 14,431	\$ 15,331	\$ 15,234	\$ 15,604	\$ 19,316	
Sum of Blld-Mns	249	251	239	250	250	260	260	265	254	264	
Sum of Totl Cons (kG)	244	206	146	124	768	3,476	3,671	3,636	3,678	4,444	
Sum of Avg_kGal/BlldMn	0.981	0.821	0.610	0.497	3.072	13.344	14.097	13.731	14.480	16.861	
Irr Sum of TOTAL CHARGES OR ADJMT A	\$ 8,387	\$ 8,155	\$ 7,479	\$ 7,256	\$ 13,515	\$ 42,920	\$ 45,063	\$ 44,836	\$ 45,186	\$ 54,036	
Irr Sum of BLOCK CHARGES	\$ 2,309	\$ 2,047	\$ 1,480	\$ 1,158	\$ 7,422	\$ 36,607	\$ 38,751	\$ 38,433	\$ 39,069	\$ 47,668	
Irr Sum of Blck Chrg Diff Tier-Sngl	\$ 750	\$ 735	\$ 547	\$ 365	\$ 2,526	\$ 14,431	\$ 15,331	\$ 15,234	\$ 15,604	\$ 19,316	
Irr Sum of Blld-Mns	249	251	239	250	250	260	260	265	254	264	
Irr Sum of Totl Cons (kG)	244	206	146	124	768	3,476	3,671	3,636	3,678	4,444	
Irr Sum of Avg_kGal/BlldMn	0.981	0.821	0.610	0.497	3.072	13.344	14.097	13.731	14.480	16.861	
Bayleaf Sum of TOTAL CHARGES OR ADJMT A	\$ 281,790	\$ 326,674	\$ 273,897	\$ 267,518	\$ 347,139	\$ 541,788	\$ 551,512	\$ 524,655	\$ 521,106	\$ 628,987	
Bayleaf Sum of BLOCK CHARGES	\$ 149,241	\$ 193,281	\$ 141,025	\$ 134,190	\$ 213,610	\$ 407,981	\$ 417,715	\$ 390,774	\$ 386,789	\$ 494,709	
Bayleaf Sum of Blck Chrg Diff Tier-Sngl	\$ (30,316)	\$ (27,116)	\$ (33,045)	\$ (33,345)	\$ (17,612)	\$ 55,682	\$ 66,130	\$ 56,866	\$ 54,873	\$ 94,334	
Bayleaf Sum of Blld-Mns	6,344	6,385	6,355	6,382	6,391	6,405	6,404	6,405	6,432	6,428	
Bayleaf Sum of Totl Cons (kG)	28,144	34,545	27,284	26,259	36,242	55,219	55,107	52,335	52,024	62,755	
Bayleaf Sum of Avg_kGal/BlldMn	4.437	5.410	4.293	4.115	5.671	8.621	8.605	8.171	8.088	9.763	
Merion											
Dmstc											
wo Sewer											
Sum of TOTAL CHARGES OR ADJMT A	\$ 4,402	\$ 4,703	\$ 5,139	\$ 4,264	\$ 5,087	\$ 5,584	\$ 5,818	\$ 6,004	\$ 5,127	\$ 5,057	
Sum of BLOCK CHARGES	\$ 2,279	\$ 2,998	\$ 2,627	\$ 2,153	\$ 2,975	\$ 3,454	\$ 3,722	\$ 3,893	\$ 3,016	\$ 2,942	

NC Pilot PDE Begin 2020 12	NC Tier Pilot Billing Determinants (Res & Irr)					Tier Rates Effective 10/26/2020					10/04/21
	Row Labels	Dec-2020	Jan-2021	Feb-2021	Mar-2021	Apr-2021	May-2021	Jun-2021	Jul-2021	Aug-2021	Sep-2021
Sum of Blck Chrg Diff Tier-Sngl	\$ (707)	\$ (705)	\$ (778)	\$ (712)	\$ (650)	\$ (530)	\$ (381)	\$ (326)	\$ (549)	\$ (773)	
Sum of Blld-Mns	103	82	122	102	102	103	101	102	102	102	
Sum of Totl Cons (kG)	468	580	534	449	568	624	643	661	559	582	
Sum of Avg_kGal/BlldMn	4.564	7.104	4.373	4.403	5.571	6.068	6.351	6.483	5.477	5.699	
Dmstc Sum of TOTAL CHARGES OR ADJM	\$ 4,402	\$ 4,703	\$ 5,139	\$ 4,264	\$ 5,087	\$ 5,584	\$ 5,818	\$ 6,004	\$ 5,127	\$ 5,057	
Dmstc Sum of BLOCK CHARGES	\$ 2,279	\$ 2,998	\$ 2,627	\$ 2,153	\$ 2,975	\$ 3,454	\$ 3,722	\$ 3,893	\$ 3,016	\$ 2,942	
Dmstc Sum of Blck Chrg Diff Tier-Sngl	\$ (707)	\$ (705)	\$ (778)	\$ (712)	\$ (650)	\$ (530)	\$ (381)	\$ (326)	\$ (549)	\$ (773)	
Dmstc Sum of Blld-Mns	103	82	122	102	102	103	101	102	102	102	
Dmstc Sum of Totl Cons (kG)	468	580	534	449	568	624	643	661	559	582	
Dmstc Sum of Avg_kGal/BlldMn	4.564	7.104	4.373	4.403	5.571	6.068	6.351	6.483	5.477	5.699	
Irr											
wo Sewer											
Sum of TOTAL CHARGES OR ADJMT A	\$ 41	\$ 41	\$ 41	\$ 41	\$ 41	\$ 41	\$ 41	\$ 41	\$ 41	\$ 41	
Sum of BLOCK CHARGES	\$ -	\$ -	\$ -	\$ -	\$ -	\$ -	\$ -	\$ -	\$ -	\$ -	
Sum of Blck Chrg Diff Tier-Sngl	\$ -	\$ -	\$ -	\$ -	\$ -	\$ -	\$ -	\$ -	\$ -	\$ -	
Sum of Blld-Mns	2	2	-	2	2	2	2	2	2	2	
Sum of Totl Cons (kG)	-	-	-	-	-	-	-	-	-	-	
Sum of Avg_kGal/BlldMn	0.000	0.000	0.000	0.000	0.000	0.000	0.000	0.000	0.000	0.000	
Irr Sum of TOTAL CHARGES OR ADJMT A	\$ 41	\$ 41	\$ 41	\$ 41	\$ 41	\$ 41	\$ 41	\$ 41	\$ 41	\$ 41	
Irr Sum of BLOCK CHARGES	\$ -	\$ -	\$ -	\$ -	\$ -	\$ -	\$ -	\$ -	\$ -	\$ -	
Irr Sum of Blck Chrg Diff Tier-Sngl	\$ -	\$ -	\$ -	\$ -	\$ -	\$ -	\$ -	\$ -	\$ -	\$ -	
Irr Sum of Blld-Mns	2	2	-	2	2	2	2	2	2	2	
Irr Sum of Totl Cons (kG)	-	-	-	-	-	-	-	-	-	-	
Irr Sum of Avg_kGal/BlldMn	0.000	0.000	0.000	0.000	0.000	0.000	0.000	0.000	0.000	0.000	
Merion Sum of TOTAL CHARGES OR ADJMT	\$ 4,444	\$ 4,745	\$ 5,180	\$ 4,306	\$ 5,128	\$ 5,625	\$ 5,860	\$ 6,045	\$ 5,169	\$ 5,098	
Merion Sum of BLOCK CHARGES	\$ 2,279	\$ 2,998	\$ 2,627	\$ 2,153	\$ 2,975	\$ 3,454	\$ 3,722	\$ 3,893	\$ 3,016	\$ 2,942	
Merion Sum of Blck Chrg Diff Tier-Sngl	\$ (707)	\$ (705)	\$ (778)	\$ (712)	\$ (650)	\$ (530)	\$ (381)	\$ (326)	\$ (549)	\$ (773)	
Merion Sum of Blld-Mns	105	84	122	104	104	105	103	104	104	104	
Merion Sum of Totl Cons (kG)	468	580	534	449	568	624	643	661	559	582	
Merion Sum of Avg_kGal/BlldMn	4.477	6.934	4.373	4.318	5.463	5.952	6.228	6.359	5.372	5.590	
Pebble Bay											
Dmstc											
wo Sewer											
Sum of TOTAL CHARGES OR ADJMT A	\$ 10,849	\$ 9,210	\$ 9,217	\$ 9,329	\$ 11,533	\$ 21,789	\$ 24,653	\$ 29,242	\$ 31,370	\$ 29,947	
Sum of BLOCK CHARGES	\$ 6,609	\$ 4,903	\$ 4,982	\$ 5,072	\$ 7,265	\$ 17,500	\$ 20,362	\$ 24,927	\$ 27,106	\$ 25,681	
Sum of Blck Chrg Diff Tier-Sngl	\$ (407)	\$ (1,445)	\$ (974)	\$ (1,024)	\$ (972)	\$ 2,632	\$ 3,652	\$ 5,754	\$ 6,690	\$ 5,929	
Sum of Blld-Mns	205	208	205	206	206	207	207	208	206	206	
Sum of Totl Cons (kG)	1,100	995	934	956	1,291	2,330	2,619	3,005	3,200	3,096	
Sum of Avg_kGal/BlldMn	5.369	4.781	4.563	4.647	6.262	11.247	12.635	14.418	15.533	15.021	
Dmstc Sum of TOTAL CHARGES OR ADJMT	\$ 10,849	\$ 9,210	\$ 9,217	\$ 9,329	\$ 11,533	\$ 21,789	\$ 24,653	\$ 29,242	\$ 31,370	\$ 29,947	
Dmstc Sum of BLOCK CHARGES	\$ 6,609	\$ 4,903	\$ 4,982	\$ 5,072	\$ 7,265	\$ 17,500	\$ 20,362	\$ 24,927	\$ 27,106	\$ 25,681	

NC Pilot PDE Begin 2020 12	NC Tier Pilot Billing Determinants (Res & Irr)					Tier Rates Effective 10/26/2020					10/04/21
Row Labels	Dec-2020	Jan-2021	Feb-2021	Mar-2021	Apr-2021	May-2021	Jun-2021	Jul-2021	Aug-2021	Sep-2021	
Dmstc Sum of Blck Chrg Diff Tier-Sngl	\$ (407)	\$ (1,445)	\$ (974)	\$ (1,024)	\$ (972)	\$ 2,632	\$ 3,652	\$ 5,754	\$ 6,690	\$ 5,929	
Dmstc Sum of Blld-Mns	205	208	205	206	206	207	207	208	206	206	
Dmstc Sum of Totl Cons (kG)	1,100	995	934	956	1,291	2,330	2,619	3,005	3,200	3,096	
Dmstc Sum of Avg_kGal/BlldMn	5.369	4.781	4.563	4.647	6.262	11.247	12.635	14.418	15.533	15.021	
Irr											
wo Sewer											
Sum of TOTAL CHARGES OR ADJMT A	\$ 425	\$ 417	\$ 259	\$ 281	\$ 280	\$ 592	\$ 2,460	\$ 3,797	\$ 3,863	\$ 3,893	
Sum of BLOCK CHARGES	\$ 145	\$ (2)	\$ -	\$ 2	\$ 1	\$ 312	\$ 2,181	\$ 3,518	\$ 3,578	\$ 3,634	
Sum of Blck Chrg Diff Tier-Sngl	\$ 46	\$ (1)	\$ -	\$ 1	\$ 0	\$ 99	\$ 934	\$ 1,580	\$ 1,617	\$ 1,648	
Sum of Blld-Mns	6	9	3	6	6	6	6	6	6	5	
Sum of Totl Cons (kG)	16	(0)	-	0	0	34	195	304	307	311	
Sum of Avg_kGal/BlldMn	2.583	-0.023	0.000	0.033	0.017	5.583	32.567	50.633	49.035	62.260	
Irr Sum of TOTAL CHARGES OR ADJMT A	\$ 425	\$ 417	\$ 259	\$ 281	\$ 280	\$ 592	\$ 2,460	\$ 3,797	\$ 3,863	\$ 3,893	
Irr Sum of BLOCK CHARGES	\$ 145	\$ (2)	\$ -	\$ 2	\$ 1	\$ 312	\$ 2,181	\$ 3,518	\$ 3,578	\$ 3,634	
Irr Sum of Blck Chrg Diff Tier-Sngl	\$ 46	\$ (1)	\$ -	\$ 1	\$ 0	\$ 99	\$ 934	\$ 1,580	\$ 1,617	\$ 1,648	
Irr Sum of Blld-Mns	6	9	3	6	6	6	6	6	6	5	
Irr Sum of Totl Cons (kG)	16	(0)	-	0	0	34	195	304	307	311	
Irr Sum of Avg_kGal/BlldMn	2.583	-0.023	0.000	0.033	0.017	5.583	32.567	50.633	49.035	62.260	
Pebble Bay Sum of TOTAL CHARGES OR AC	\$ 11,274	\$ 9,628	\$ 9,476	\$ 9,610	\$ 11,813	\$ 22,380	\$ 27,114	\$ 33,039	\$ 35,233	\$ 33,839	
Pebble Bay Sum of BLOCK CHARGES	\$ 6,754	\$ 4,901	\$ 4,982	\$ 5,074	\$ 7,266	\$ 17,812	\$ 22,543	\$ 28,445	\$ 30,684	\$ 29,314	
Pebble Bay Sum of Blck Chrg Diff Tier-Sngl	\$ (361)	\$ (1,446)	\$ (974)	\$ (1,023)	\$ (972)	\$ 2,731	\$ 4,586	\$ 7,333	\$ 8,308	\$ 7,577	
Pebble Bay Sum of Blld-Mns	211	217	207	212	212	213	213	214	212	211	
Pebble Bay Sum of Totl Cons (kG)	1,115	995	934	956	1,291	2,364	2,815	3,309	3,507	3,407	
Pebble Bay Sum of Avg_kGal/BlldMn	5.289	4.589	4.507	4.516	6.086	11.087	13.195	15.432	16.523	16.140	
Total Sum of TOTAL CHARGES OR ADJMT A	\$ 309,746	\$ 352,746	\$ 298,848	\$ 291,743	\$ 378,400	\$ 586,698	\$ 608,650	\$ 594,607	\$ 589,364	\$ 694,428	
Total Sum of BLOCK CHARGES	\$ 165,765	\$ 208,125	\$ 154,174	\$ 146,982	\$ 233,409	\$ 441,408	\$ 463,402	\$ 449,236	\$ 443,590	\$ 548,718	
Total Sum of Blck Chrg Diff Tier-Sngl	\$ (32,455)	\$ (30,832)	\$ (36,391)	\$ (36,687)	\$ (19,889)	\$ 58,280	\$ 73,538	\$ 69,918	\$ 67,406	\$ 105,442	
Total Sum of Blld-Mns	6,887	6,914	6,911	6,925	6,936	6,951	6,948	6,951	6,977	6,971	
Total Sum of Totl Cons (kG)	31,069	37,454	29,869	28,788	39,702	60,051	61,107	59,453	58,963	69,479	
Total Sum of Avg_kGal/BlldMn	4.511	5.417	4.322	4.157	5.724	8.639	8.795	8.554	8.451	9.967	

**AQUA NC TIERED PILOT PROGRAM
MONTHLY CONSUMPTION
STEP DATA
(DOMESTIC & IRRIGATION)
(BY SYSTEM & CONSOLIDATED)**

**THIRD CALENDAR
QUARTER OF 2021**

W-218 SUB 526A

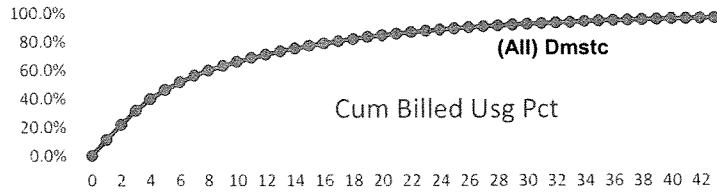
Column layout->	Step (kGal)	Sum of Bld-Mns in Step	Usg on Bills in Step	Cum Num Bills	Cum Usg Bills to Step	Cum Billed Usage	Cum Billed Usg Pct	Pct of Bills	Usg Bld btwn Steps	Rate \$	Chrgs \$ in Step
-----------------	-------------	------------------------	----------------------	---------------	-----------------------	------------------	--------------------	--------------	--------------------	---------	------------------

<u>Column</u>	<u>Description</u>
Step (kGal)	Rounded # kGals of usage on bill. E.g., 0-499 gallons -> 0, 500-1500 gallons -> 1, etc. (Quantizing effect)
Sum of Bld-Mns in Step	# of Billed Months on bills with usage in corresponding Step.
Usg on Bills in Step	Usage (kGal) on the bills <u>stopping</u> in this Step. Product of Step number and Billed Months in Step.
Cum Num Bills	Cum bills to (& including) this Step. (Max needed for Cum Billed Usage calc'n)
Cum Usg Bills to Step	Cum usage on bills stopping in Steps up to & including this Step.
Cum Billed Usage	Cum usage billed at rates up to & including this Step <u>plus</u> the usage <u>in this Step</u> from bills stopping beyond this Step. Important: The usage billed at a rate between any two Steps is the difference of the Cum Billed Usage numbers.
Cum Billed Usg Pct	The Percent of the Cum Billed Usage at this Step to the Total Billed Usage. Important: The Percent usage billed at a rate between any two Steps is the difference of the Cum Billed Usg Pct numbers. This Percentage is what is used in Rate Design to calculate projected usage billed at various Block rates.
Pct of Bills	The Percent of the Cum # of Bills to this Step. (this is only FYI and not useful in rate design)
Usg Bld btwn Steps	The difference between Cum Billed Usage amounts in this step minus preceding Step shown.
Rate \$	Present (or proposed) tariff rate for a Step. (this is approximate at Block boundaries due to Quantizing the data.)
Chrgs \$ in Step	Charges in each Step using the Step Rate; Approximate at Step boundaries.

Jul-2021
Block Limits
<=4,000
4-8kGals
8-15kGals
>15,000

10/06/21 DTF

Quantizing (rounding) into Steps results in Charge differences



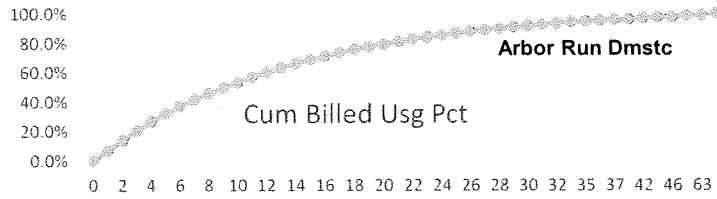
Pilot Area (All) Dmstc			6,671	55,822				55,822	409,728		
Step (kGal)	Sum of Blld-Mns in Step	Usgr on Bills in Step	Cum Num Bills	Cum Usgr Bills to Step	Cum Billed Usage	Cum Billed Usgr Pct	Pct of Bills	Usgr Blld btwn Stps	Rate \$	Chrgs \$ in Step	
0	460.8	0	461	0	0	0.0%	6.9%	0	4.14	0	
1	231.5	232	692	232	6,210	11.1%	10.4%	6,210	4.14	25,711	
2	537.2	1,074	1,230	1,306	12,189	21.8%	18.4%	5,979	4.14	24,752	
3	885.5	2,657	2,115	3,962	17,631	31.6%	31.7%	5,442	4.14	22,528	
4	857.7	3,431	2,973	7,393	22,187	39.7%	44.6%	4,556	4.14	18,862	
5	721.2	3,606	3,694	10,999	25,885	46.4%	55.4%	3,698	6.21	22,967	
6	518.7	3,112	4,213	14,111	28,862	51.7%	63.1%	2,977	6.21	18,488	
7	356.5	2,496	4,569	16,607	31,321	56.1%	68.5%	2,459	6.21	15,267	
8	270.9	2,167	4,840	18,774	33,423	59.9%	72.6%	2,102	6.21	13,053	
9	199.0	1,791	5,039	20,565	35,254	63.2%	75.5%	1,831	9.32	17,066	
10	138.0	1,380	5,177	21,945	36,886	66.1%	77.6%	1,632	9.32	15,211	
11	143.0	1,573	5,320	23,518	38,380	68.8%	79.7%	1,494	9.32	13,925	
12	119.0	1,428	5,439	24,946	39,731	71.2%	81.5%	1,351	9.32	12,592	
13	98.3	1,278	5,537	26,224	40,963	73.4%	83.0%	1,232	9.32	11,483	
14	98.0	1,372	5,635	27,596	42,097	75.4%	84.5%	1,134	9.32	10,567	
15	76.0	1,140	5,711	28,736	43,133	77.3%	85.6%	1,036	9.32	9,654	
16	78.0	1,248	5,789	29,984	44,093	79.0%	86.8%	960	12.42	11,921	
17	69.0	1,173	5,858	31,157	44,975	80.6%	87.8%	882	12.42	10,952	
18	59.0	1,062	5,917	32,219	45,787	82.0%	88.7%	813	12.42	10,095	
19	72.0	1,368	5,989	33,587	46,541	83.4%	89.8%	754	12.42	9,362	
20	53.0	1,060	6,042	34,647	47,223	84.6%	90.6%	682	12.42	8,468	
21	53.0	1,113	6,095	35,760	47,852	85.7%	91.4%	629	12.42	7,810	
22	43.0	946	6,138	36,706	48,428	86.8%	92.0%	576	12.42	7,151	
23	44.0	1,012	6,182	37,718	48,960	87.7%	92.7%	533	12.42	6,617	
24	39.0	936	6,221	38,654	49,449	88.6%	93.3%	489	12.42	6,071	
25	43.0	1,075	6,264	39,729	49,899	89.4%	93.9%	450	12.42	5,587	
26	44.1	1,147	6,308	40,876	50,306	90.1%	94.6%	407	12.42	5,052	
27	30.0	810	6,338	41,686	50,669	90.8%	95.0%	363	12.42	4,505	
28	24.0	672	6,362	42,358	51,001	91.4%	95.4%	333	12.42	4,132	
29	21.0	609	6,383	42,967	51,310	91.9%	95.7%	309	12.42	3,834	
30	15.0	450	6,398	43,417	51,598	92.4%	95.9%	288	12.42	3,573	
31	22.0	682	6,420	44,099	51,870	92.9%	96.2%	273	12.42	3,387	
32	17.0	544	6,437	44,643	52,121	93.4%	96.5%	251	12.42	3,114	
33	16.0	528	6,453	45,171	52,355	93.8%	96.7%	234	12.42	2,903	
34	16.0	544	6,469	45,715	52,572	94.2%	97.0%	218	12.42	2,704	
35	14.0	490	6,483	46,205	52,774	94.5%	97.2%	202	12.42	2,505	
36	14.0	504	6,497	46,709	52,962	94.9%	97.4%	188	12.42	2,331	
37	16.0	592	6,513	47,301	53,136	95.2%	97.6%	174	12.42	2,157	
38	16.0	608	6,529	47,909	53,293	95.5%	97.9%	158	12.42	1,959	
39	10.0	390	6,539	48,299	53,435	95.7%	98.0%	142	12.42	1,760	

OFFICIAL COPY

Nov 01 2021

Pilot Area			6,671	55,822				55,822		409,728
(All) Dmstc										
Step (kGal)	Sum of Bllld-Mns in Step	Usg on Bills in Step	Cum Num Bills	Cum Usg Bills to Step	Cum Billed Usage	Cum Billed Usg Pct	Pct of Bills	Usg Bllld btwn Stps	Rate \$	Chrgs \$ in Step
40	4.0	160	6,543	48,459	53,567	96.0%	98.1%	132	12.42	1,636
41	8.0	328	6,551	48,787	53,694	96.2%	98.2%	128	12.42	1,586
42	8.0	336	6,559	49,123	53,814	96.4%	98.3%	120	12.42	1,487
43	10.0	430	6,569	49,553	53,926	96.6%	98.5%	112	12.42	1,387
44	13.0	572	6,582	50,125	54,027	96.8%	98.7%	102	12.42	1,263
45	6.0	270	6,588	50,395	54,116	96.9%	98.8%	89	12.42	1,102
46	7.0	322	6,595	50,717	54,199	97.1%	98.9%	83	12.42	1,027
47	1.6	75	6,597	50,792	54,275	97.2%	98.9%	76	12.42	940
48	7.0	336	6,604	51,128	54,349	97.4%	99.0%	74	12.42	920
49	1.0	49	6,605	51,177	54,416	97.5%	99.0%	67	12.42	833
50	1.0	50	6,606	51,227	54,482	97.6%	99.0%	66	12.42	821
51	4.0	204	6,610	51,431	54,547	97.7%	99.1%	65	12.42	809
52	4.0	208	6,614	51,639	54,608	97.8%	99.1%	61	12.42	759
54	6.1	329	6,620	51,968	54,722	98.0%	99.2%	114	12.42	1,418
55	4.0	220	6,624	52,188	54,773	98.1%	99.3%	51	12.42	633
56	2.0	112	6,626	52,300	54,820	98.2%	99.3%	47	12.42	584
57	4.0	228	6,630	52,528	54,865	98.3%	99.4%	45	12.42	559
59	1.0	59	6,631	52,587	54,947	98.4%	99.4%	82	12.42	1,018
60	1.0	60	6,632	52,647	54,987	98.5%	99.4%	40	12.42	497
62	1.0	62	6,633	52,709	55,065	98.6%	99.4%	78	12.42	969
63	3.0	189	6,636	52,898	55,103	98.7%	99.5%	38	12.42	472
64	2.0	128	6,638	53,026	55,138	98.8%	99.5%	35	12.42	435
65	1.0	65	6,639	53,091	55,171	98.8%	99.5%	33	12.42	410
66	1.0	66	6,640	53,157	55,203	98.9%	99.5%	32	12.42	397
68	1.0	68	6,641	53,225	55,265	99.0%	99.6%	62	12.42	770
69	1.0	69	6,642	53,294	55,295	99.1%	99.6%	30	12.42	373
70	3.0	210	6,645	53,504	55,324	99.1%	99.6%	29	12.42	360
71	2.0	142	6,647	53,646	55,350	99.2%	99.6%	26	12.42	323
72	1.0	72	6,648	53,718	55,374	99.2%	99.7%	24	12.42	298
73	3.0	219	6,651	53,937	55,397	99.2%	99.7%	23	12.42	286
74	3.0	222	6,654	54,159	55,417	99.3%	99.7%	20	12.42	248
76	1.0	76	6,655	54,235	55,451	99.3%	99.8%	34	12.42	422
77	1.0	77	6,656	54,312	55,467	99.4%	99.8%	16	12.42	199
78	2.0	156	6,658	54,468	55,482	99.4%	99.8%	15	12.42	186
79	1.0	79	6,659	54,547	55,495	99.4%	99.8%	13	12.42	161
81	2.0	162	6,661	54,709	55,519	99.5%	99.9%	24	12.42	298
85	1.0	85	6,662	54,794	55,559	99.5%	99.9%	40	12.42	497
89	2.0	178	6,664	54,972	55,595	99.6%	99.9%	36	12.42	447
93	1.0	93	6,665	55,065	55,623	99.6%	99.9%	28	12.42	348
104	1.0	104	6,666	55,169	55,689	99.8%	99.9%	66	12.42	820
105	1.0	105	6,667	55,274	55,694	99.8%	99.9%	5	12.42	62
107	1.0	107	6,668	55,381	55,702	99.8%	100.0%	8	12.42	99
129	1.0	129	6,669	55,510	55,768	99.9%	100.0%	66	12.42	820
133	1.0	133	6,670	55,643	55,776	99.9%	100.0%	8	12.42	99
179	1.0	179	6,671	55,822	55,822	100.0%	100.0%	46	12.42	571

Jul-2021
Block Limits
<=4,000
4-8kGals
8-15kGals
>15,000



Pilot Area			226	3,154			3,154	26,187		
Arbor Run Dmstc			Cum Num Bills	Cum Usgr Bills to Step	Cum Billed Usage	Cum Billed Usgr Pct	Pct of Bills	Usg Bldd btwn Stps	Rate \$	Chrgs \$ in Step
Step (kGal)	Sum of Bldd-Mns in Step	Usg on Bills in Step								
0	3.1	0	3	0	0	0.0%	1.4%	0	4.14	0
1	5.0	5	8	5	223	7.1%	3.6%	223	4.14	921
2	9.0	18	17	23	440	14.0%	7.6%	218	4.14	900
3	15.0	45	32	68	649	20.6%	14.2%	209	4.14	863
4	19.5	78	52	146	842	26.7%	22.9%	194	4.14	801
5	19.0	95	71	241	1,016	32.2%	31.3%	174	6.21	1,081
6	12.0	72	83	313	1,171	37.1%	36.6%	155	6.21	963
7	9.0	63	92	376	1,314	41.7%	40.6%	143	6.21	888
8	12.0	96	104	472	1,448	45.9%	45.9%	134	6.21	832
9	9.0	81	113	553	1,570	49.8%	49.9%	122	9.32	1,137
10	4.0	40	117	593	1,683	53.4%	51.7%	113	9.32	1,053
11	3.0	33	120	626	1,792	56.8%	53.0%	109	9.32	1,016
12	6.0	72	126	698	1,898	60.2%	55.7%	106	9.32	988
13	9.0	117	135	815	1,998	63.3%	59.7%	100	9.32	932
14	6.0	84	141	899	2,089	66.2%	62.3%	91	9.32	848
15	8.0	120	149	1,019	2,174	68.9%	65.9%	85	9.32	792
16	5.0	80	154	1,099	2,251	71.4%	68.1%	77	12.42	956
17	5.0	85	159	1,184	2,323	73.7%	70.3%	72	12.42	894
18	8.0	144	167	1,328	2,390	75.8%	73.8%	67	12.42	832
19	4.0	76	171	1,404	2,449	77.6%	75.6%	59	12.42	733
20	2.0	40	173	1,444	2,504	79.4%	76.5%	55	12.42	683
21	3.0	63	176	1,507	2,557	81.1%	77.8%	53	12.42	658
22	3.0	66	179	1,573	2,607	82.7%	79.2%	50	12.42	621
23	2.0	46	181	1,619	2,654	84.1%	80.1%	47	12.42	584
24	3.0	72	184	1,691	2,699	85.6%	81.4%	45	12.42	559
25	7.0	175	191	1,866	2,741	86.9%	84.5%	42	12.42	522
26	2.0	52	193	1,918	2,776	88.0%	85.4%	35	12.42	435
27	1.0	27	194	1,945	2,809	89.1%	85.8%	33	12.42	410
28	2.0	56	196	2,001	2,841	90.1%	86.7%	32	12.42	397
29	4.0	116	200	2,117	2,871	91.0%	88.5%	30	12.42	373
30	2.0	60	202	2,177	2,897	91.9%	89.4%	26	12.42	323
31	3.0	93	205	2,270	2,921	92.6%	90.7%	24	12.42	298
32	2.0	64	207	2,334	2,942	93.3%	91.6%	21	12.42	261
34	2.0	68	209	2,402	2,980	94.5%	92.5%	38	12.42	472
35	3.0	105	212	2,507	2,997	95.0%	93.8%	17	12.42	211
36	2.0	72	214	2,579	3,011	95.5%	94.7%	14	12.42	174
37	2.0	74	216	2,653	3,023	95.8%	95.6%	12	12.42	149
38	3.0	114	219	2,767	3,033	96.2%	96.9%	10	12.42	124
42	1.0	42	220	2,809	3,061	97.1%	97.3%	28	12.42	348
44	2.0	88	222	2,897	3,073	97.4%	98.2%	12	12.42	149

OFFICIAL COPY


Nov 01 2021

Pilot Area			226	3,154				3,154	26,187	
Arbor Run Dmstc	Sum of Blld-Mns in Step	Usg on Bills in Step	Cum Num Bills	Cum Usg Bills to Step	Cum Billed Usage	Cum Billed Usg Pct	Pct of Bills	Usg Bllid btwn Stps	Rate \$	Chrgs \$ in Step
46	1.0	46	223	2,943	3,081	97.7%	98.7%	8	12.42	99
55	1.0	55	224	2,998	3,108	98.5%	99.1%	27	12.42	335
63	1.0	63	225	3,061	3,124	99.0%	99.6%	16	12.42	199
93	1.0	93	226	3,154	3,154	100.0%	100.0%	30	12.42	373

OFFICIAL COPY

Nov 01 2021

Jul-2021
Block Limits
<=4,000
4-8kGals
8-15kGals
>15,000



Pilot Area											
Bayleaf Dmstc											
			6,135	48,991				48,991	354,631		
Step (kGal)	Sum of Bllid-Mns in Step	Usg on Bills in Step	Cum Num Bills	Cum Usgr Bills to Step	Cum Billed Usage	Cum Billed Usgr Pct	Pct of Bills	Usg Bllid btwn Stps	Rate \$	Chrgs \$ in Step	
0	448.7	0	449	0	0	0.0%	7.3%	0	4.14	0	
1	222.5	223	671	223	5,686	11.6%	10.9%	5,686	4.14	23,541	
2	519.2	1,038	1,190	1,261	11,150	22.8%	19.4%	5,464	4.14	22,620	
3	843.0	2,529	2,033	3,790	16,095	32.9%	33.1%	4,945	4.14	20,471	
4	805.2	3,221	2,839	7,011	20,196	41.2%	46.3%	4,102	4.14	16,981	
5	677.2	3,386	3,516	10,397	23,493	48.0%	57.3%	3,296	6.21	20,471	
6	482.7	2,896	3,999	13,293	26,112	53.3%	65.2%	2,619	6.21	16,265	
7	323.5	2,265	4,322	15,557	28,248	57.7%	70.4%	2,137	6.21	13,268	
8	242.9	1,943	4,565	17,501	30,061	61.4%	74.4%	1,813	6.21	11,259	
9	184.0	1,656	4,749	19,157	31,632	64.6%	77.4%	1,570	9.32	14,633	
10	123.0	1,230	4,872	20,387	33,018	67.4%	79.4%	1,386	9.32	12,918	
11	136.0	1,496	5,008	21,883	34,281	70.0%	81.6%	1,263	9.32	11,772	
12	101.0	1,212	5,109	23,095	35,408	72.3%	83.3%	1,127	9.32	10,505	
13	81.3	1,057	5,190	24,152	36,434	74.4%	84.6%	1,026	9.32	9,563	
14	86.0	1,204	5,276	25,356	37,379	76.3%	86.0%	945	9.32	8,806	
15	58.0	870	5,334	26,226	38,238	78.1%	86.9%	859	9.32	8,004	
16	70.0	1,120	5,404	27,346	39,038	79.7%	88.1%	801	12.42	9,946	
17	60.0	1,020	5,464	28,366	39,769	81.2%	89.1%	731	12.42	9,077	
18	48.0	864	5,512	29,230	40,440	82.5%	89.8%	671	12.42	8,331	
19	60.0	1,140	5,572	30,370	41,063	83.8%	90.8%	623	12.42	7,735	
20	45.0	900	5,617	31,270	41,626	85.0%	91.6%	563	12.42	6,990	
21	48.0	1,008	5,665	32,278	42,143	86.0%	92.3%	518	12.42	6,431	
22	34.0	748	5,699	33,026	42,613	87.0%	92.9%	470	12.42	5,835	
23	37.0	851	5,736	33,877	43,049	87.9%	93.5%	436	12.42	5,413	
24	34.0	816	5,770	34,693	43,448	88.7%	94.1%	399	12.42	4,953	
25	30.0	750	5,800	35,443	43,813	89.4%	94.5%	365	12.42	4,531	
26	39.1	1,017	5,839	36,459	44,147	90.1%	95.2%	335	12.42	4,158	
27	26.0	702	5,865	37,161	44,443	90.7%	95.6%	296	12.42	3,673	
28	19.0	532	5,884	37,693	44,713	91.3%	95.9%	270	12.42	3,350	
29	15.0	435	5,899	38,128	44,963	91.8%	96.2%	251	12.42	3,114	
30	8.0	240	5,907	38,368	45,199	92.3%	96.3%	236	12.42	2,927	
31	16.0	496	5,923	38,864	45,427	92.7%	96.5%	228	12.42	2,828	
32	14.0	448	5,937	39,312	45,639	93.2%	96.8%	212	12.42	2,629	
33	16.0	528	5,953	39,840	45,836	93.6%	97.0%	198	12.42	2,455	
34	12.0	408	5,965	40,248	46,018	93.9%	97.2%	182	12.42	2,257	
35	10.0	350	5,975	40,598	46,188	94.3%	97.4%	170	12.42	2,108	
36	10.0	360	5,985	40,958	46,347	94.6%	97.6%	160	12.42	1,983	
37	13.0	481	5,998	41,439	46,497	94.9%	97.8%	150	12.42	1,859	
38	10.0	380	6,008	41,819	46,634	95.2%	97.9%	137	12.42	1,698	
39	9.0	351	6,017	42,170	46,760	95.4%	98.1%	127	12.42	1,574	

OFFICIAL COPY


Nov 01 2021

Pilot Area		6,135		48,991		48,991		354,631		
Step	Sum of Bllid-Mns in Step	Usg on Bills in Step	Cum Num Bills	Cum Usg Bills to Step	Cum Billed Usage	Cum Billed Usg Pct	Pct of Bills	Usg Bllid btwn Stps	Rate \$	Chrgs \$ in Step
40	4.0	160	6,021	42,330	46,878	95.7%	98.1%	118	12.42	1,462
41	8.0	328	6,029	42,658	46,992	95.9%	98.3%	114	12.42	1,412
42	5.0	210	6,034	42,868	47,098	96.1%	98.4%	106	12.42	1,313
43	8.0	344	6,042	43,212	47,198	96.3%	98.5%	101	12.42	1,251
44	10.0	440	6,052	43,652	47,291	96.5%	98.7%	93	12.42	1,151
45	5.0	225	6,057	43,877	47,374	96.7%	98.7%	83	12.42	1,027
46	6.0	276	6,063	44,153	47,451	96.9%	98.8%	78	12.42	965
47	1.6	75	6,065	44,228	47,523	97.0%	98.9%	72	12.42	891
48	7.0	336	6,072	44,564	47,593	97.1%	99.0%	70	12.42	871
49	1.0	49	6,073	44,613	47,656	97.3%	99.0%	63	12.42	784
50	1.0	50	6,074	44,663	47,718	97.4%	99.0%	62	12.42	771
51	4.0	204	6,078	44,867	47,779	97.5%	99.1%	61	12.42	759
52	4.0	208	6,082	45,075	47,837	97.6%	99.1%	57	12.42	709
54	6.1	329	6,088	45,405	47,943	97.9%	99.2%	106	12.42	1,319
55	3.0	165	6,091	45,570	47,990	98.0%	99.3%	47	12.42	584
56	2.0	112	6,093	45,682	48,034	98.0%	99.3%	44	12.42	546
57	3.0	171	6,096	45,853	48,076	98.1%	99.4%	42	12.42	522
59	1.0	59	6,097	45,912	48,154	98.3%	99.4%	78	12.42	969
60	1.0	60	6,098	45,972	48,192	98.4%	99.4%	38	12.42	472
62	1.0	62	6,099	46,034	48,266	98.5%	99.4%	74	12.42	919
63	2.0	126	6,101	46,160	48,302	98.6%	99.4%	36	12.42	447
64	2.0	128	6,103	46,288	48,336	98.7%	99.5%	34	12.42	422
65	1.0	65	6,104	46,353	48,368	98.7%	99.5%	32	12.42	397
66	1.0	66	6,105	46,419	48,399	98.8%	99.5%	31	12.42	385
68	1.0	68	6,106	46,487	48,459	98.9%	99.5%	60	12.42	745
69	1.0	69	6,107	46,556	48,488	99.0%	99.5%	29	12.42	360
70	3.0	210	6,110	46,766	48,516	99.0%	99.6%	28	12.42	348
71	2.0	142	6,112	46,908	48,541	99.1%	99.6%	25	12.42	311
72	1.0	72	6,113	46,980	48,564	99.1%	99.6%	23	12.42	286
73	3.0	219	6,116	47,199	48,586	99.2%	99.7%	22	12.42	273
74	3.0	222	6,119	47,421	48,605	99.2%	99.7%	19	12.42	236
76	1.0	76	6,120	47,497	48,637	99.3%	99.8%	32	12.42	397
77	1.0	77	6,121	47,574	48,652	99.3%	99.8%	15	12.42	186
78	2.0	156	6,123	47,730	48,666	99.3%	99.8%	14	12.42	174
79	1.0	79	6,124	47,809	48,678	99.4%	99.8%	12	12.42	149
81	2.0	162	6,126	47,971	48,700	99.4%	99.9%	22	12.42	273
85	1.0	85	6,127	48,056	48,736	99.5%	99.9%	36	12.42	447
89	2.0	178	6,129	48,234	48,768	99.5%	99.9%	32	12.42	397
104	1.0	104	6,130	48,338	48,858	99.7%	99.9%	90	12.42	1,118
105	1.0	105	6,131	48,443	48,863	99.7%	99.9%	5	12.42	62
107	1.0	107	6,132	48,550	48,871	99.8%	100.0%	8	12.42	99
129	1.0	129	6,133	48,679	48,937	99.9%	100.0%	66	12.42	820
133	1.0	133	6,134	48,812	48,945	99.9%	100.0%	8	12.42	99
179	1.0	179	6,135	48,991	48,991	100.0%	100.0%	46	12.42	571

OFFICIAL COPY

Nov 01 2021

Jul-2021
Block Limits
<=4,000
4-8kGals
8-15kGals
>15,000



Pilot Area		Merion Dmstc			102	660	660		3,880		
Step (kGal)	Sum of Bldd-Mns in Step	Usq on Bills in Step	Cum Num Bills	Cum Usq Bills to Step	Cum Billed Usage	Cum Billed Usq Pct	Pct of Bills	Usq Bldd btwn Stps	Rate \$	Chrgs \$ in Step	
0	3.0	0	3	0	0	0.0%	2.9%	0	4.14	0	
1	1.0	1	4	1	99	15.0%	3.9%	99	4.14	410	
2	5.0	10	9	11	197	29.8%	8.8%	98	4.14	406	
3	13.0	39	22	50	290	43.9%	21.6%	93	4.14	385	
4	15.0	60	37	110	370	56.1%	36.3%	80	4.14	331	
5	18.0	90	55	200	435	65.9%	53.9%	65	6.21	404	
6	11.0	66	66	266	482	73.0%	64.7%	47	6.21	292	
7	15.0	105	81	371	518	78.5%	79.4%	36	6.21	224	
8	7.0	56	88	427	539	81.7%	86.3%	21	6.21	130	
9	2.0	18	90	445	553	83.8%	88.2%	14	9.32	130	
10	2.0	20	92	465	565	85.6%	90.2%	12	9.32	112	
12	3.0	36	95	501	585	88.6%	93.1%	20	9.32	186	
14	1.0	14	96	515	599	90.8%	94.1%	14	9.32	130	
15	1.0	15	97	530	605	91.7%	95.1%	6	9.32	56	
19	1.0	19	98	549	625	94.7%	96.1%	20	12.42	248	
23	1.0	23	99	572	641	97.1%	97.1%	16	12.42	199	
25	2.0	50	101	622	647	98.0%	99.0%	6	12.42	75	
38	1	38	102	660	660	100.0%	100.0%	13	12.42	161	

OFFICIAL COPY

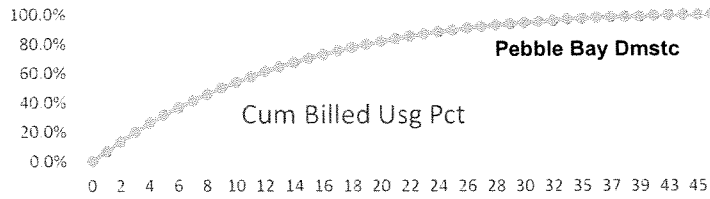
Nov 01 2021

Pilot Area											
Merion Dmstc											
Step (kGal)	Sum of Blld-Mns in Step	Usg on Bills in Step	Cum Num Bills	Cum Usg Bills to Step	Cum Billed Usage	Cum Billed Usg Pct	Pct of Bills	Usg Blld btwn Stps	Rate \$	Chrgs \$ in Step	
			102	660				660		3,880	
										-	
										-	
										-	
										-	
										-	
										-	
										-	
										-	
										-	
										-	
										-	
										-	
										-	
										-	
										-	
										-	
										-	
										-	
										-	
										-	
										-	
										-	
										-	
										-	
										-	
										-	
										-	
										-	
										-	
										-	
										-	
										-	
										-	
										-	
										-	
										-	

OFFICIAL COPY

Nov 01 2021

Jul-2021
Block Limits
<=4,000
4-8kGals
8-15kGals
>15,000



Pilot Area											
Pebble Bay Dmstc											
Step	Sum of Bllld-Mns in Step	Usgr on Bllls in Step	Cum Num Bllls	Cum Usgr Bllls to Step	Cum Bllld Usage	Cum Usgr Pct	Pct of Bllls	Usgr Bllld btwn Stps	Rate \$	Chrgs \$ in Step	
0	6.0	0	6	0	0	0.0%	2.9%	0	4.14	0	
1	3.0	3	9	3	203	6.7%	4.3%	203	4.14	838	
2	4.0	8	13	11	402	13.3%	6.2%	200	4.14	826	
3	14.5	44	28	55	598	19.8%	13.2%	196	4.14	809	
4	18.0	72	46	127	779	25.8%	21.8%	181	4.14	749	
5	7.0	35	53	162	942	31.2%	25.2%	163	6.21	1,012	
6	13.0	78	66	240	1,098	36.4%	31.4%	156	6.21	969	
7	9.0	63	75	303	1,241	41.1%	35.7%	143	6.21	888	
8	9.0	72	84	375	1,375	45.6%	40.0%	134	6.21	832	
9	4.0	36	88	411	1,500	49.7%	42.0%	125	9.32	1,165	
10	9.0	90	97	501	1,621	53.7%	46.3%	121	9.32	1,128	
11	4.0	44	101	545	1,733	57.4%	48.2%	112	9.32	1,044	
12	9.0	108	110	653	1,841	61.0%	52.5%	108	9.32	1,007	
13	8.0	104	118	757	1,940	64.3%	56.4%	99	9.32	923	
14	5.0	70	123	827	2,031	67.3%	58.8%	91	9.32	848	
15	9.0	135	132	962	2,117	70.1%	63.1%	86	9.32	802	
16	3.0	48	135	1,010	2,194	72.7%	64.5%	77	12.42	956	
17	4.0	68	139	1,078	2,268	75.1%	66.4%	74	12.42	919	
18	3.0	54	142	1,132	2,338	77.5%	67.9%	70	12.42	869	
19	7.0	133	149	1,265	2,405	79.7%	71.2%	67	12.42	832	
20	6.0	120	155	1,385	2,465	81.7%	74.1%	60	12.42	745	
21	2.0	42	157	1,427	2,519	83.5%	75.1%	54	12.42	671	
22	6.0	132	163	1,559	2,571	85.2%	77.9%	52	12.42	646	
23	4.0	92	167	1,651	2,617	86.7%	79.9%	46	12.42	571	
24	2.0	48	169	1,699	2,659	88.1%	80.8%	42	12.42	522	
25	4.0	100	173	1,799	2,699	89.4%	82.7%	40	12.42	497	
26	3.0	78	176	1,877	2,735	90.6%	84.2%	36	12.42	447	
27	3.0	81	179	1,958	2,768	91.7%	85.6%	33	12.42	410	
28	3.0	84	182	2,042	2,798	92.7%	87.1%	30	12.42	373	
29	2.0	58	184	2,100	2,825	93.6%	88.0%	27	12.42	335	
30	5.0	150	189	2,250	2,850	94.4%	90.4%	25	12.42	311	
31	3.0	93	192	2,343	2,870	95.1%	91.8%	20	12.42	248	
32	1.0	32	193	2,375	2,887	95.7%	92.3%	17	12.42	211	
34	2.0	68	195	2,443	2,919	96.7%	93.3%	32	12.42	397	
35	1.0	35	196	2,478	2,933	97.2%	93.8%	14	12.42	174	
36	2.0	72	198	2,550	2,946	97.6%	94.7%	13	12.42	161	
37	1.0	37	199	2,587	2,957	98.0%	95.2%	11	12.42	137	
38	2.0	76	201	2,663	2,967	98.3%	96.2%	10	12.42	124	
39	1.0	39	202	2,702	2,975	98.6%	96.6%	8	12.42	99	
42	2.0	84	204	2,786	2,996	99.3%	97.6%	21	12.42	261	

OFFICIAL COPY

Nov 01 2021

Pilot Area			209	3,018				3,018	25,030	
Pebble Bay Dmstc										
Step	Sum of	Usg on	Cum Num	Cum Usg	Cum	Cum	Pct of	Usg Blld	Rate \$	Chrgs \$ in
(kGal)	Blld-Mns	Bills in	Bills	Bills to	Billed	Billed Usg	Bills	btwn Stps		Step
	in Step	Step		Step	Usage	Pct				
43	2.0	86	206	2,872	3,001	99.4%	98.6%	5	12.42	62
44	1.0	44	207	2,916	3,004	99.5%	99.0%	3	12.42	37
45	1.0	45	208	2,961	3,006	99.6%	99.5%	2	12.42	25
57	1.0	57	209	3,018	3,018	100.0%	100.0%	12	12.42	149

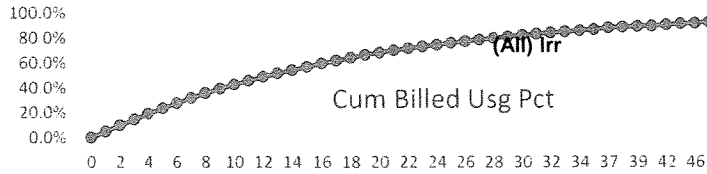
OFFICIAL COPY

Nov 01 2021

Jul-2021
Block Limits
0
<=15,000
>15,000

10/06/21 DTF

Quantizing (rounding) into Steps results in Charge differences



Pilot Area:

(All) Irr

Step	Sum of Bldd-Mns in Step	Usgr on Bills in Step	Cum Num Bills	Cum Usgr Bills to Step	Cum Billed Usage	Cum Billed Usgr Pct	Pct of Bills	Usgr Bldd btwn Stps	Rate \$	Chrgs \$ in Step
0	76.7	0	77	0	0	0.0%	27.9%	0	9.32	0
1	6.0	6	83	6	198	5.0%	30.1%	198	9.32	1,847
2	8.0	16	91	22	390	9.9%	33.0%	192	9.32	1,791
3	4.0	12	95	34	575	14.5%	34.4%	184	9.32	1,717
4	5.0	20	100	54	755	19.1%	36.3%	180	9.32	1,679
5	10.0	50	110	104	930	23.5%	39.9%	175	9.32	1,633
6	4.0	24	114	128	1,095	27.7%	41.4%	165	9.32	1,540
7	10.0	70	124	198	1,256	31.7%	45.0%	161	9.32	1,502
8	8.0	64	132	262	1,408	35.6%	47.9%	151	9.32	1,409
9	12.0	108	144	370	1,551	39.2%	52.3%	143	9.32	1,335
10	9.0	90	153	460	1,682	42.5%	55.5%	131	9.32	1,223
11	4.0	44	157	504	1,804	45.6%	57.0%	122	9.32	1,139
12	5.0	60	162	564	1,922	48.6%	58.8%	118	9.32	1,102
13	6.0	78	168	642	2,036	51.4%	61.0%	113	9.32	1,055
14	1.0	14	169	656	2,143	54.1%	61.4%	107	9.32	999
15	3.0	45	172	701	2,249	56.8%	62.5%	106	9.32	990
16	8.0	128	180	829	2,352	59.4%	65.4%	103	12.42	1,282
17	6.0	102	186	931	2,447	61.8%	67.6%	95	12.42	1,182
18	5.0	90	191	1,021	2,537	64.1%	69.4%	89	12.42	1,108
19	8.0	152	199	1,173	2,621	66.2%	72.3%	84	12.42	1,046
20	8.1	162	207	1,335	2,697	68.1%	75.2%	76	12.42	946
21	4.0	84	211	1,419	2,765	69.9%	76.7%	68	12.42	846
22	3.0	66	214	1,485	2,829	71.5%	77.8%	64	12.42	796
23	5.0	115	219	1,600	2,890	73.0%	79.6%	61	12.42	759
24	1.0	24	220	1,624	2,946	74.4%	80.0%	56	12.42	697
25	3.0	75	223	1,699	3,002	75.8%	81.0%	55	12.42	684
26	1.0	26	224	1,725	3,054	77.2%	81.4%	52	12.42	647
27	2.0	54	226	1,779	3,105	78.4%	82.1%	51	12.42	635
28	1.0	28	227	1,807	3,154	79.7%	82.5%	49	12.42	610
29	1.0	29	228	1,836	3,202	80.9%	82.9%	48	12.42	597
30	5.0	150	233	1,986	3,249	82.1%	84.7%	47	12.42	585
31	3.0	93	236	2,079	3,291	83.2%	85.8%	42	12.42	523
32	5.0	160	241	2,239	3,330	84.1%	87.6%	39	12.42	486
33	2.0	66	243	2,305	3,364	85.0%	88.3%	34	12.42	424
34	1.0	34	244	2,339	3,396	85.8%	88.7%	32	12.42	399
35	4.0	140	248	2,479	3,428	86.6%	90.1%	31	12.42	386
37	5.1	189	253	2,668	3,482	88.0%	92.0%	54	12.42	673
38	3.0	114	256	2,782	3,504	88.5%	93.1%	22	12.42	273
39	2.0	78	258	2,860	3,523	89.0%	93.8%	19	12.42	236
40	2.0	80	260	2,940	3,540	89.4%	94.5%	17	12.42	211

OFFICIAL COPY

Nov 01 2021

Pilot Area:			275	3,958				3,958	42,183	
(All) Irr										
Step	Sum of	Usg on	Cum	Cum Usg	Cum	Cum		Usg Bld		Chrgs \$
(kGal)	Bld-Mns	Bills in	Num	Bills to	Billed	Billed	Pct of	btwn	Rate \$	in Step
	in Step	Step	Bills	Step	Usage	Usg Pct	Bills	Stps		
42	1.0	42	261	2,982	3,570	90.2%	94.9%	30	12.42	373
45	1.0	45	262	3,027	3,612	91.3%	95.3%	42	12.42	522
46	1.0	46	263	3,073	3,625	91.6%	95.6%	13	12.42	161
49	1.0	49	264	3,122	3,661	92.5%	96.0%	36	12.42	447
51	1.0	51	265	3,173	3,683	93.1%	96.4%	22	12.42	273
62	1.0	62	266	3,235	3,793	95.8%	96.7%	110	12.42	1,366
63	1.0	63	267	3,298	3,802	96.1%	97.1%	9	12.42	112
65	1.0	65	268	3,363	3,818	96.5%	97.5%	16	12.42	199
67	1.0	67	269	3,430	3,832	96.8%	97.8%	14	12.42	174
71	1.0	71	270	3,501	3,856	97.4%	98.2%	24	12.42	298
77	1.0	77	271	3,578	3,886	98.2%	98.5%	30	12.42	373
83	1.0	83	272	3,661	3,910	98.8%	98.9%	24	12.42	298
84	1.0	84	273	3,745	3,913	98.9%	99.3%	3	12.42	37
102	1.0	102	274	3,847	3,949	99.8%	99.6%	36	12.42	447
111	1.0	111	275	3,958	3,958	100.0%	100.0%	9	12.42	112

Jul-2021
Block Limits
Jan-1900
<=15,000
>15,000



Pilot Area		Arbor Run Irr		2	0						0	0
Step (kGal)	Sum of Bld-Mns in Step	Usgr on Bills in Step	Cum Num Bills	Cum Usgr Bills to Step	Cum Billed Usage	Cum Billed Usgr Pct	Pct of Bills	Usgr Bld btwn Stps	Rate \$	Chrgs \$ in Step		
0	2.0	0	2	0	0	0.0%	100.0%	0	9.32	0		
-	-	-	-	-	-	-	-	-	-	-		
-	-	-	-	-	-	-	-	-	-	-		
-	-	-	-	-	-	-	-	-	-	-		
-	-	-	-	-	-	-	-	-	-	-		
-	-	-	-	-	-	-	-	-	-	-		
-	-	-	-	-	-	-	-	-	-	-		
-	-	-	-	-	-	-	-	-	-	-		
-	-	-	-	-	-	-	-	-	-	-		
-	-	-	-	-	-	-	-	-	-	-		
-	-	-	-	-	-	-	-	-	-	-		
-	-	-	-	-	-	-	-	-	-	-		
-	-	-	-	-	-	-	-	-	-	-		
-	-	-	-	-	-	-	-	-	-	-		
-	-	-	-	-	-	-	-	-	-	-		
-	-	-	-	-	-	-	-	-	-	-		
-	-	-	-	-	-	-	-	-	-	-		
-	-	-	-	-	-	-	-	-	-	-		
-	-	-	-	-	-	-	-	-	-	-		
-	-	-	-	-	-	-	-	-	-	-		
-	-	-	-	-	-	-	-	-	-	-		
-	-	-	-	-	-	-	-	-	-	-		
-	-	-	-	-	-	-	-	-	-	-		
-	-	-	-	-	-	-	-	-	-	-		
-	-	-	-	-	-	-	-	-	-	-		
-	-	-	-	-	-	-	-	-	-	-		
-	-	-	-	-	-	-	-	-	-	-		
-	-	-	-	-	-	-	-	-	-	-		
-	-	-	-	-	-	-	-	-	-	-		
-	-	-	-	-	-	-	-	-	-	-		
-	-	-	-	-	-	-	-	-	-	-		
-	-	-	-	-	-	-	-	-	-	-		
-	-	-	-	-	-	-	-	-	-	-		
-	-	-	-	-	-	-	-	-	-	-		
-	-	-	-	-	-	-	-	-	-	-		
-	-	-	-	-	-	-	-	-	-	-		
-	-	-	-	-	-	-	-	-	-	-		
-	-	-	-	-	-	-	-	-	-	-		
-	-	-	-	-	-	-	-	-	-	-		
-	-	-	-	-	-	-	-	-	-	-		
-	-	-	-	-	-	-	-	-	-	-		
-	-	-	-	-	-	-	-	-	-	-		
-	-	-	-	-	-	-	-	-	-	-		
-	-	-	-	-	-	-	-	-	-	-		


OFFICIAL COPY
Nov 01 2021

Pilot Area			2	0					0	0
Step	Sum of Bld-Mns in Step	Usg on Bills in Step	Cum Num Bills	Cum Usg Bills to Step	Cum Billed Usage	Cum Billed Usg Pct	Pct of Bills	Usg Bld btwn Stps	Rate \$	Chrgs \$ in Step
Arbor Run Irr										
									-	
									-	
									-	
									-	
									-	
									-	
									-	
									-	
									-	
									-	
									-	
									-	
									-	
									-	
									-	
									-	
									-	
									-	
									-	
									-	
									-	
									-	
									-	
									-	
									-	
									-	

OFFICIAL COPY

Nov 01 2021

Jul-2021
Block Limits
Jan-1900
<=15,000
>15,000



Pilot Area		265		3,654		3,654		38,661	
Step	Sum of Bldd-Mns in Step	Usgr on Bills in Step	Cum Num Bills	Cum Usgr Bills to Step	Cum Billed Usage	Cum Billed Usgr Pct	Pct of Bills	Usgr Bldd btwn Stps	Chrgs \$ in Step
0	72.7	0	73	0	0	0.0%	27.4%	0	9.32
1	6.0	6	79	6	192	5.3%	29.7%	192	9.32
2	8.0	16	87	22	378	10.4%	32.7%	186	9.32
3	4.0	12	91	34	557	15.2%	34.2%	178	9.32
4	5.0	20	96	54	731	20.0%	36.1%	174	9.32
5	10.0	50	106	104	900	24.6%	39.9%	169	9.32
6	4.0	24	110	128	1,059	29.0%	41.4%	159	9.32
7	9.0	63	119	191	1,214	33.2%	44.8%	155	9.32
8	8.0	64	127	255	1,361	37.2%	47.8%	146	9.32
9	12.0	108	139	363	1,499	41.0%	52.4%	138	9.32
10	9.0	90	148	453	1,625	44.5%	55.8%	126	9.32
11	4.0	44	152	497	1,742	47.7%	57.3%	117	9.32
12	5.0	60	157	557	1,855	50.8%	59.2%	113	9.32
13	6.0	78	163	635	1,964	53.7%	61.4%	108	9.32
14	1.0	14	164	649	2,066	56.5%	61.8%	102	9.32
15	3.0	45	167	694	2,167	59.3%	62.9%	101	9.32
16	8.0	128	175	822	2,265	62.0%	65.9%	98	12.42
17	6.0	102	181	924	2,355	64.5%	68.2%	90	12.42
18	5.0	90	186	1,014	2,440	66.8%	70.1%	84	12.42
19	8.0	152	194	1,166	2,519	68.9%	73.1%	79	12.42
20	8.1	162	202	1,328	2,590	70.9%	76.2%	71	12.42
21	4.0	84	206	1,412	2,653	72.6%	77.7%	63	12.42
22	3.0	66	209	1,478	2,712	74.2%	78.8%	59	12.42
23	5.0	115	214	1,593	2,768	75.8%	80.7%	56	12.42
24	1.0	24	215	1,617	2,819	77.2%	81.1%	51	12.42
25	3.0	75	218	1,692	2,870	78.5%	82.2%	50	12.42
26	1.0	26	219	1,718	2,917	79.8%	82.6%	47	12.42
27	2.0	54	221	1,772	2,963	81.1%	83.4%	46	12.42
28	1.0	28	222	1,800	3,007	82.3%	83.7%	44	12.42
29	1.0	29	223	1,829	3,050	83.5%	84.1%	43	12.42
30	5.0	150	228	1,979	3,092	84.6%	86.0%	42	12.42
31	2.0	62	230	2,041	3,129	85.6%	86.7%	37	12.42
32	5.0	160	235	2,201	3,164	86.6%	88.6%	35	12.42
33	2.0	66	237	2,267	3,194	87.4%	89.4%	30	12.42
34	1.0	34	238	2,301	3,222	88.2%	89.8%	28	12.42
35	4.0	140	242	2,441	3,250	88.9%	91.3%	27	12.42
37	5.1	189	247	2,630	3,296	90.2%	93.2%	46	12.42
38	2.0	76	249	2,706	3,314	90.7%	94.0%	18	12.42
39	2.0	78	251	2,784	3,330	91.1%	94.7%	16	12.42
40	2.0	80	253	2,864	3,344	91.5%	95.5%	14	12.42


OFFICIAL COPY

Nov 01 2021

Pilot Area			265	3,654				3,654	38,661	
Bayleaf Irr										
Step	Sum of Blld-Mns in Step	Usg on Bills in Step	Cum Num Bills	Cum Usg Bills to Step	Cum Billed Usage	Cum Billed Usg Pct	Pct of Bills	Usg Blld btwn Stps	Rate \$	Chrgs \$ in Step
42	1.0	42	254	2,906	3,368	92.2%	95.8%	24	12.42	298
45	1.0	45	255	2,951	3,401	93.1%	96.2%	33	12.42	410
46	1.0	46	256	2,997	3,411	93.3%	96.6%	10	12.42	124
51	1.0	51	257	3,048	3,456	94.6%	97.0%	45	12.42	559
62	1.0	62	258	3,110	3,544	97.0%	97.4%	88	12.42	1,093
63	1.0	63	259	3,173	3,551	97.2%	97.7%	7	12.42	87
65	1.0	65	260	3,238	3,563	97.5%	98.1%	12	12.42	149
67	1.0	67	261	3,305	3,573	97.8%	98.5%	10	12.42	124
71	1.0	71	262	3,376	3,589	98.2%	98.9%	16	12.42	199
83	1.0	83	263	3,459	3,625	99.2%	99.2%	36	12.42	447
84	1.0	84	264	3,543	3,627	99.3%	99.6%	2	12.42	25
111	1.0	111	265	3,654	3,654	100.0%	100.0%	27	12.42	335
									-	
									-	
									-	

OFFICIAL COPY
Nov 01 2021

Jul-2021
Block Limits
Jan-1900
<=15,000
>15,000

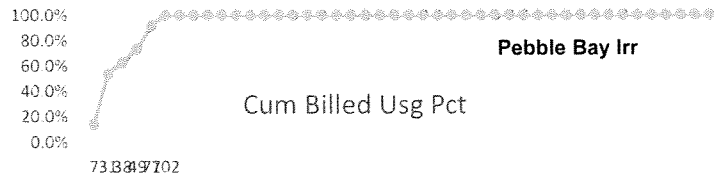


Step (kGal)	Sum of Blld-Mns in Step	Usq on Bills in Step	Cum Num Bills	Cum Usq Bills to Step	Cum Billed Usage	Cum Billed Usq Pct	Pct of Bills	Usq Blld btwn Stps	Rate \$	Chrgs \$ in Step
0	2.0	0	2	0	0	0.0%	100.0%	0	9.32	0

Pilot Area										
Merion Irr										
			2	0				0		0
Step	Sum of Bllid-Mns in Step	Usg on Bills in Step	Cum Num Bills	Cum Usg Bills to Step	Cum Billed Usage	Cum Billed Usg Pct	Pct of Bills	Usg Bllid btwn Stps	Rate \$	Chrgs \$ in Step
									-	
									-	
									-	
									-	
									-	
									-	
									-	
									-	
									-	
									-	
									-	
									-	
									-	
									-	
									-	
									-	
									-	
									-	
									-	
									-	
									-	
									-	
									-	
									-	
									-	
									-	
									-	
									-	
									-	
									-	
									-	
									-	

OFFICIAL COPY
Nov 01 2021

Jul-2021
Block Limits
Jan-1900
<=15,000
>15,000



Pilot Area				6	304			304	3,521	
Step	Sum of Bllid-Mns in Step	Usq on Bills in Step	Cum Num Bills	Cum Usq Bills to Step	Cum Billed Usage	Cum Billed Usq Pct	Pct of Bills	Usq Bllid btwn Stps	Rate \$	Chrgs \$ in Step
7	1.0	7	1	7	42	13.8%	16.7%	42	9.32	391
31	1.0	31	2	38	162	53.3%	33.3%	120	11.39	1,366
38	1.0	38	3	76	190	62.5%	50.0%	28	12.42	348
49	1.0	49	4	125	223	73.4%	66.7%	33	12.42	410
77	1.0	77	5	202	279	91.8%	83.3%	56	12.42	696
102	1.0	102	6	304	304	100.0%	100.0%	25	12.42	311

OFFICIAL COPY

Nov 01 2021

Pilot Area											
Pebble Bay Irr											
Step	Sum of Bllid-Mns in Step	Usg on Bills in Step	Cum Num Bills	Cum Usg Bills to Step	Cum Billed Usage	Cum Billed Usg Pct	Pct of Bills	Usg Bllid btwn Stps	Rate \$	Chrgs \$ in Step	
			6	304				304		3,521	

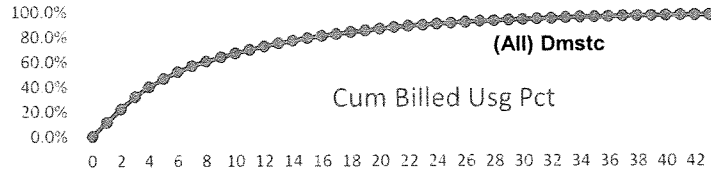
OFFICIAL COPY

Nov 01 2021

Aug-2021
Block Limits
<=4,000
4-8kGals
8-15kGals
>15,000

10/07/21 DTF

Quantizing (rounding) into Steps results in Charge differences



Pilot Area:

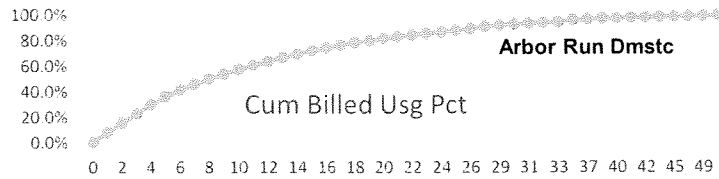
(All) Dmstc		6,711	55,284				55,284	402,793		
Step	Sum of Bllld-Mns in Step (kGal)	Usgr on Bills in Step	Cum Num Bills	Cum Usgr Bills to Step	Cum Billed Usage	Cum Billed Usgr Pct	Pct of Bills	Usgr Bllld btwn Stps	Rate \$	Chrgs \$ in Step
0	495.7	0	496	0	0	0.0%	7.4%		4.14	0
1	269.8	270	766	270	6,215	11.2%	11.4%	6,215	4.14	25,732
2	604.7	1,209	1,370	1,479	12,161	22.0%	20.4%	5,946	4.14	24,615
3	863.9	2,592	2,234	4,071	17,502	31.7%	33.3%	5,341	4.14	22,111
4	829.7	3,319	3,064	7,390	21,979	39.8%	45.7%	4,477	4.14	18,535
5	654.4	3,272	3,718	10,662	25,626	46.4%	55.4%	3,647	6.21	22,650
6	473.5	2,841	4,192	13,503	28,619	51.8%	62.5%	2,993	6.21	18,586
7	357.1	2,500	4,549	16,002	31,139	56.3%	67.8%	2,519	6.21	15,645
8	251.4	2,011	4,800	18,014	33,301	60.2%	71.5%	2,162	6.21	13,428
9	208.4	1,876	5,009	19,889	35,212	63.7%	74.6%	1,911	9.32	17,810
10	141.4	1,414	5,150	21,303	36,914	66.8%	76.7%	1,703	9.32	15,867
11	134.0	1,474	5,284	22,777	38,475	69.6%	78.7%	1,561	9.32	14,549
12	130.0	1,560	5,414	24,337	39,902	72.2%	80.7%	1,427	9.32	13,301
13	115.0	1,495	5,529	25,832	41,200	74.5%	82.4%	1,297	9.32	12,089
14	87.8	1,229	5,617	27,061	42,382	76.7%	83.7%	1,182	9.32	11,017
15	88.0	1,320	5,705	28,381	43,476	78.6%	85.0%	1,094	9.32	10,199
16	84.0	1,344	5,789	29,725	44,482	80.5%	86.3%	1,006	12.42	12,498
17	90.0	1,530	5,879	31,255	45,405	82.1%	87.6%	922	12.42	11,455
18	70.4	1,267	5,949	32,523	46,237	83.6%	88.6%	832	12.42	10,337
19	80.2	1,524	6,029	34,046	46,999	85.0%	89.8%	762	12.42	9,463
20	65.0	1,300	6,094	35,346	47,680	86.2%	90.8%	682	12.42	8,467
21	51.0	1,071	6,145	36,417	48,297	87.4%	91.6%	617	12.42	7,659
22	58.0	1,276	6,203	37,693	48,863	88.4%	92.4%	566	12.42	7,026
23	56.0	1,288	6,259	38,981	49,371	89.3%	93.3%	508	12.42	6,306
24	36.0	864	6,295	39,845	49,822	90.1%	93.8%	452	12.42	5,610
25	40.0	1,000	6,335	40,845	50,238	90.9%	94.4%	416	12.42	5,163
26	32.0	832	6,367	41,677	50,614	91.6%	94.9%	376	12.42	4,666
27	33.0	891	6,400	42,568	50,957	92.2%	95.4%	344	12.42	4,269
28	33.0	924	6,433	43,492	51,268	92.7%	95.9%	311	12.42	3,859
29	27.0	783	6,460	44,275	51,546	93.2%	96.3%	278	12.42	3,449
30	15.0	450	6,475	44,725	51,796	93.7%	96.5%	251	12.42	3,114
31	17.0	527	6,492	45,252	52,032	94.1%	96.7%	236	12.42	2,927
32	14.0	448	6,506	45,700	52,251	94.5%	96.9%	219	12.42	2,716
33	14.0	462	6,520	46,162	52,456	94.9%	97.2%	205	12.42	2,542
34	20.0	680	6,540	46,842	52,646	95.2%	97.5%	191	12.42	2,368
35	15.0	525	6,555	47,367	52,817	95.5%	97.7%	171	12.42	2,120
36	14.0	504	6,569	47,871	52,973	95.8%	97.9%	156	12.42	1,934
37	15.0	555	6,584	48,426	53,114	96.1%	98.1%	142	12.42	1,760
38	6.0	228	6,590	48,654	53,241	96.3%	98.2%	127	12.42	1,574
39	14.0	546	6,604	49,200	53,362	96.5%	98.4%	121	12.42	1,499

OFFICIAL COPY

Nov 01 2021

Pilot Area:			6,711	55,284				55,284		402,793
(All) Dmstc										
Step	Sum of Bllid-Mns in Step	Usg on Bills in Step	Cum Num Bills	Cum Usg Bills to Step	Cum Billed Usage	Cum Billed Usg Pct	Pct of Bills	Usg Bllid btwn Stps	Rate \$	Chrgs \$ in Step
40	7.0	280	6,611	49,480	53,468	96.7%	98.5%	107	12.42	1,325
41	7.0	287	6,618	49,767	53,568	96.9%	98.6%	100	12.42	1,238
42	8.0	336	6,626	50,103	53,661	97.1%	98.7%	93	12.42	1,151
43	6.0	258	6,632	50,361	53,746	97.2%	98.8%	85	12.42	1,052
44	6.0	264	6,638	50,625	53,824	97.4%	98.9%	79	12.42	977
45	6.0	270	6,644	50,895	53,897	97.5%	99.0%	73	12.42	903
46	3.0	138	6,647	51,033	53,964	97.6%	99.1%	67	12.42	828
47	3.0	141	6,650	51,174	54,027	97.7%	99.1%	64	12.42	791
48	2.0	96	6,652	51,270	54,088	97.8%	99.1%	61	12.42	754
49	8.0	392	6,660	51,662	54,147	97.9%	99.2%	59	12.42	729
50	3.0	150	6,663	51,812	54,197	98.0%	99.3%	51	12.42	630
51	4.0	204	6,667	52,016	54,245	98.1%	99.3%	48	12.42	592
52	2.0	104	6,669	52,120	54,289	98.2%	99.4%	44	12.42	543
53	2.0	106	6,671	52,226	54,331	98.3%	99.4%	42	12.42	518
54	2.0	108	6,673	52,334	54,370	98.3%	99.4%	40	12.42	493
55	2.0	110	6,675	52,444	54,408	98.4%	99.5%	38	12.42	468
56	2.0	112	6,677	52,556	54,444	98.5%	99.5%	36	12.42	443
57	1.0	57	6,678	52,613	54,477	98.5%	99.5%	34	12.42	419
58	1.0	58	6,679	52,671	54,510	98.6%	99.5%	33	12.42	406
59	2.0	118	6,681	52,789	54,542	98.7%	99.6%	32	12.42	394
60	2.0	120	6,683	52,909	54,571	98.7%	99.6%	30	12.42	369
61	2.0	122	6,685	53,031	54,599	98.8%	99.6%	28	12.42	344
62	2.0	124	6,687	53,155	54,625	98.8%	99.6%	26	12.42	319
63	1.0	63	6,688	53,218	54,649	98.9%	99.7%	24	12.42	294
65	2.0	130	6,690	53,348	54,694	98.9%	99.7%	45	12.42	564
66	1.0	66	6,691	53,414	54,715	99.0%	99.7%	21	12.42	257
67	1.0	67	6,692	53,481	54,734	99.0%	99.7%	20	12.42	245
68	1.0	68	6,693	53,549	54,753	99.0%	99.7%	19	12.42	232
71	1.0	71	6,694	53,620	54,806	99.1%	99.8%	53	12.42	660
72	1.0	72	6,695	53,692	54,823	99.2%	99.8%	17	12.42	207
74	1.0	74	6,696	53,766	54,854	99.2%	99.8%	31	12.42	390
75	1.0	75	6,697	53,841	54,869	99.2%	99.8%	15	12.42	183
76	1.0	76	6,698	53,917	54,883	99.3%	99.8%	14	12.42	170
80	1.0	80	6,699	53,997	54,933	99.4%	99.8%	51	12.42	631
81	1.0	81	6,700	54,078	54,945	99.4%	99.8%	12	12.42	145
82	1.0	82	6,701	54,160	54,956	99.4%	99.9%	11	12.42	133
83	1.0	83	6,702	54,243	54,966	99.4%	99.9%	10	12.42	120
84	1.0	84	6,703	54,327	54,974	99.4%	99.9%	9	12.42	108
86	1.0	86	6,704	54,413	54,990	99.5%	99.9%	15	12.42	191
91	1.0	91	6,705	54,504	55,023	99.5%	99.9%	34	12.42	416
99	1.0	99	6,706	54,603	55,069	99.6%	99.9%	46	12.42	566
104	1.0	104	6,707	54,707	55,092	99.7%	99.9%	24	12.42	292
105	1.0	105	6,708	54,812	55,096	99.7%	100.0%	4	12.42	46
109	1.0	109	6,709	54,921	55,107	99.7%	100.0%	11	12.42	134
178	1.0	178	6,710	55,099	55,224	99.9%	100.0%	117	12.42	1,457
264	0.7	185	6,711	55,284	55,284	100.0%	100.0%	60	12.42	748

Aug-2021
Block Limits
<=4,000
4-8kGals
8-15kGals
>15,000



Pilot Area:

Arbor Run Dmstc			226	2,887	2,887			23,194		
Step	Sum of Bllld-Mns in Step (kGal)	Usg on Bills in Step	Cum Num Bills	Cum Usg Bills to Step	Cum Billed Usage	Cum Billed Usg Pct	Pct of Bills	Usg Bllld btwn Stps	Rate \$	Chrgs \$ in Step
0	4.0	0	4	0	0	0.0%	1.8%		4.14	0
1	5.0	5	9	5	222	7.7%	4.0%	222	4.14	920
2	4.0	8	13	13	439	15.2%	5.7%	217	4.14	899
3	11.6	35	25	48	653	22.6%	10.9%	213	4.14	883
4	23.0	92	48	140	854	29.6%	21.0%	202	4.14	835
5	29.0	145	77	285	1,033	35.8%	33.9%	179	6.21	1,109
6	17.0	102	94	387	1,182	41.0%	41.4%	150	6.21	929
7	12.0	84	106	471	1,315	45.6%	46.7%	133	6.21	823
8	10.6	85	116	556	1,436	49.7%	51.4%	121	6.21	749
9	7.0	63	123	619	1,546	53.5%	54.5%	110	9.32	1,025
10	6.0	60	129	679	1,649	57.1%	57.1%	103	9.32	960
11	6.0	66	135	745	1,746	60.5%	59.8%	97	9.32	904
12	4.0	48	139	793	1,837	63.6%	61.5%	91	9.32	848
13	10.0	130	149	923	1,924	66.6%	66.0%	87	9.32	811
14	5.0	70	154	993	2,001	69.3%	68.2%	77	9.32	718
15	6.0	90	160	1,083	2,073	71.8%	70.8%	72	9.32	671
16	7.0	112	167	1,195	2,139	74.1%	73.9%	66	12.42	820
17	4.0	68	171	1,263	2,198	76.1%	75.7%	59	12.42	733
18	9.0	162	180	1,425	2,253	78.0%	79.7%	55	12.42	683
19	3.0	57	183	1,482	2,299	79.6%	81.0%	46	12.42	571
20	2.0	40	185	1,522	2,342	81.1%	81.9%	43	12.42	534
21	2.0	42	187	1,564	2,383	82.5%	82.8%	41	12.42	509
22	2.0	44	189	1,608	2,422	83.9%	83.6%	39	12.42	484
23	2.0	46	191	1,654	2,459	85.2%	84.5%	37	12.42	460
24	1.0	24	192	1,678	2,494	86.4%	85.0%	35	12.42	435
25	3.0	75	195	1,753	2,528	87.6%	86.3%	34	12.42	422
26	2.0	52	197	1,805	2,559	88.6%	87.2%	31	12.42	385
28	3.0	84	200	1,889	2,617	90.6%	88.5%	58	12.42	720
29	3.0	87	203	1,976	2,643	91.5%	89.8%	26	12.42	323
30	4.0	120	207	2,096	2,666	92.3%	91.6%	23	12.42	286
31	2.0	62	209	2,158	2,685	93.0%	92.5%	19	12.42	236
32	1.0	32	210	2,190	2,702	93.6%	92.9%	17	12.42	211
33	2.0	66	212	2,256	2,718	94.1%	93.8%	16	12.42	199
36	2.0	72	214	2,328	2,760	95.6%	94.7%	42	12.42	522
37	2.0	74	216	2,402	2,772	96.0%	95.6%	12	12.42	149
39	1.0	39	217	2,441	2,792	96.7%	96.0%	20	12.42	248
40	1.0	40	218	2,481	2,801	97.0%	96.5%	9	12.42	112
41	1.0	41	219	2,522	2,809	97.3%	96.9%	8	12.42	99
42	1.0	42	220	2,564	2,816	97.5%	97.3%	7	12.42	87
43	1.0	43	221	2,607	2,822	97.7%	97.8%	6	12.42	75

OFFICIAL COPY


Nov 01 2021

Pilot Area:											
Arbor Run Dmstc			226	2,887						2,887	23,194
Step	Sum of Bld-Mns in Step	Usg on Bills in Step	Cum Num Bills	Cum Usg Bills to Step	Cum Billed Usage	Cum Billed Usg Pct	Pct of Bills	Usg Bld btwn Stps	Rate \$	Chrgs \$ in Step	
45	1.0	45	222	2,652	2,832	98.1%	98.2%	10	12.42	124	
48	1.0	48	223	2,700	2,844	98.5%	98.7%	12	12.42	149	
49	1.0	49	224	2,749	2,847	98.6%	99.1%	3	12.42	37	
54	1.0	54	225	2,803	2,857	99.0%	99.6%	10	12.42	124	
84	1.0	84	226	2,887	2,887	100.0%	100.0%	30	12.42	373	

OFFICIAL COPY

Nov 01 2021

Aug-2021
Block Limits
<=4,000
4-8kGals
8-15kGals
>15,000



Pilot Area		Bayleaf Dmstc			6,177	48,624			48,624	349,327	
Step (kGal)	Sum of Bllld-Mns in Step	Usq on Bills in Step	Cum Num Bills	Cum Usq Bills to Step	Cum Billed Usage	Cum Billed Usq Pct	Pct of Bills	Usq Bllld btwn Stps	Rate \$	Chrgs \$ in Step	
0	484.4	0	484	0	0	0.0%	7.8%		4.14	0	
1	257.2	257	742	257	5,692	11.7%	12.0%	5,692	4.14	23,567	
2	588.5	1,177	1,330	1,434	11,128	22.9%	21.5%	5,435	4.14	22,502	
3	824.3	2,473	2,154	3,907	15,974	32.9%	34.9%	4,847	4.14	20,065	
4	776.7	3,107	2,931	7,014	19,997	41.1%	47.5%	4,022	4.14	16,653	
5	598.4	2,992	3,530	10,006	23,242	47.8%	57.1%	3,246	6.21	20,156	
6	434.5	2,607	3,964	12,613	25,890	53.2%	64.2%	2,647	6.21	16,440	
7	326.1	2,283	4,290	14,896	28,103	57.8%	69.5%	2,213	6.21	13,741	
8	227.8	1,822	4,518	16,718	29,989	61.7%	73.1%	1,887	6.21	11,716	
9	190.4	1,714	4,708	18,432	31,648	65.1%	76.2%	1,659	9.32	15,461	
10	129.4	1,294	4,838	19,726	33,117	68.1%	78.3%	1,469	9.32	13,686	
11	123.0	1,353	4,961	21,079	34,456	70.9%	80.3%	1,339	9.32	12,480	
12	121.0	1,452	5,082	22,531	35,672	73.4%	82.3%	1,216	9.32	11,334	
13	98.0	1,274	5,180	23,805	36,767	75.6%	83.9%	1,095	9.32	10,206	
14	77.8	1,089	5,258	24,894	37,764	77.7%	85.1%	997	9.32	9,293	
15	72.0	1,080	5,330	25,974	38,683	79.6%	86.3%	919	9.32	8,568	
16	70.0	1,120	5,400	27,094	39,531	81.3%	87.4%	847	12.42	10,523	
17	79.0	1,343	5,479	28,437	40,308	82.9%	88.7%	777	12.42	9,654	
18	56.4	1,015	5,535	29,452	41,006	84.3%	89.6%	698	12.42	8,673	
19	72.2	1,372	5,607	30,824	41,648	85.7%	90.8%	642	12.42	7,972	
20	58.0	1,160	5,665	31,984	42,218	86.8%	91.7%	570	12.42	7,076	
21	44.0	924	5,709	32,908	42,730	87.9%	92.4%	512	12.42	6,355	
22	51.0	1,122	5,760	34,030	43,197	88.8%	93.3%	468	12.42	5,809	
23	42.0	966	5,802	34,996	43,614	89.7%	93.9%	417	12.42	5,175	
24	33.0	792	5,835	35,788	43,989	90.5%	94.5%	375	12.42	4,654	
25	33.0	825	5,868	36,613	44,330	91.2%	95.0%	342	12.42	4,244	
26	27.0	702	5,895	37,315	44,639	91.8%	95.4%	309	12.42	3,834	
27	28.0	756	5,923	38,071	44,921	92.4%	95.9%	282	12.42	3,499	
28	28.0	784	5,951	38,855	45,174	92.9%	96.3%	254	12.42	3,151	
29	23.0	667	5,974	39,522	45,400	93.4%	96.7%	226	12.42	2,803	
30	10.0	300	5,984	39,822	45,603	93.8%	96.9%	203	12.42	2,518	
31	12.0	372	5,996	40,194	45,796	94.2%	97.1%	193	12.42	2,393	
32	12.0	384	6,008	40,578	45,976	94.6%	97.3%	181	12.42	2,244	
33	11.0	363	6,019	40,941	46,145	94.9%	97.4%	169	12.42	2,095	
34	18.0	612	6,037	41,553	46,303	95.2%	97.7%	158	12.42	1,959	
35	14.0	490	6,051	42,043	46,442	95.5%	98.0%	140	12.42	1,735	
36	11.0	396	6,062	42,439	46,568	95.8%	98.1%	126	12.42	1,561	
37	11.0	407	6,073	42,846	46,683	96.0%	98.3%	115	12.42	1,425	
38	5.0	190	6,078	43,036	46,786	96.2%	98.4%	104	12.42	1,288	
39	12.0	468	6,090	43,504	46,885	96.4%	98.6%	99	12.42	1,226	

OFFICIAL COPY


Nov 01 2021

Pilot Area			6,177	48,624		48,624		349,327		
Bayleaf Dmstc										
Step (kGal)	Sum of Bllid-Mns in Step	Usg on Bills in Step	Cum Num Bills	Cum Usg Bills to Step	Cum Billed Usage	Cum Billed Usg Pct	Pct of Bills	Usg Bllid btwn Stps	Rate \$	Chrgs \$ in Step
40	4.0	160	6,094	43,664	46,972	96.6%	98.7%	87	12.42	1,077
41	6.0	246	6,100	43,910	47,055	96.8%	98.8%	83	12.42	1,027
42	6.0	252	6,106	44,162	47,131	96.9%	98.9%	77	12.42	953
43	4.0	172	6,110	44,334	47,202	97.1%	98.9%	71	12.42	878
44	5.0	220	6,115	44,554	47,269	97.2%	99.0%	67	12.42	828
45	4.0	180	6,119	44,734	47,330	97.3%	99.1%	62	12.42	766
46	3.0	138	6,122	44,872	47,388	97.5%	99.1%	58	12.42	717
47	3.0	141	6,125	45,013	47,443	97.6%	99.2%	55	12.42	679
48	1.0	48	6,126	45,061	47,494	97.7%	99.2%	52	12.42	642
49	5.0	245	6,131	45,306	47,545	97.8%	99.3%	51	12.42	630
50	3.0	150	6,134	45,456	47,591	97.9%	99.3%	46	12.42	568
51	3.0	153	6,137	45,609	47,634	98.0%	99.4%	43	12.42	530
52	2.0	104	6,139	45,713	47,673	98.0%	99.4%	40	12.42	493
53	2.0	106	6,141	45,819	47,711	98.1%	99.4%	38	12.42	468
54	1.0	54	6,142	45,873	47,747	98.2%	99.4%	36	12.42	443
55	1.0	55	6,143	45,928	47,781	98.3%	99.5%	35	12.42	431
56	2.0	112	6,145	46,040	47,815	98.3%	99.5%	34	12.42	419
57	1.0	57	6,146	46,097	47,847	98.4%	99.5%	32	12.42	394
58	1.0	58	6,147	46,155	47,877	98.5%	99.5%	31	12.42	381
59	2.0	118	6,149	46,273	47,907	98.5%	99.6%	30	12.42	369
60	1.0	60	6,150	46,333	47,935	98.6%	99.6%	28	12.42	344
61	2.0	122	6,152	46,455	47,962	98.6%	99.6%	27	12.42	332
62	2.0	124	6,154	46,579	47,986	98.7%	99.6%	25	12.42	307
63	1.0	63	6,155	46,642	48,009	98.7%	99.6%	23	12.42	282
65	2.0	130	6,157	46,772	48,052	98.8%	99.7%	43	12.42	539
66	1.0	66	6,158	46,838	48,072	98.9%	99.7%	20	12.42	245
67	1.0	67	6,159	46,905	48,091	98.9%	99.7%	19	12.42	232
68	1.0	68	6,160	46,973	48,108	98.9%	99.7%	18	12.42	220
71	1.0	71	6,161	47,044	48,159	99.0%	99.7%	50	12.42	622
72	1.0	72	6,162	47,116	48,174	99.1%	99.8%	16	12.42	195
74	1.0	74	6,163	47,190	48,204	99.1%	99.8%	29	12.42	365
75	1.0	75	6,164	47,265	48,217	99.2%	99.8%	14	12.42	170
76	1.0	76	6,165	47,341	48,230	99.2%	99.8%	13	12.42	158
80	1.0	80	6,166	47,421	48,277	99.3%	99.8%	47	12.42	581
81	1.0	81	6,167	47,502	48,288	99.3%	99.8%	11	12.42	133
82	1.0	82	6,168	47,584	48,297	99.3%	99.9%	10	12.42	120
83	1.0	83	6,169	47,667	48,306	99.3%	99.9%	9	12.42	108
86	1.0	86	6,170	47,753	48,329	99.4%	99.9%	23	12.42	287
91	1.0	91	6,171	47,844	48,363	99.5%	99.9%	34	12.42	416
99	1.0	99	6,172	47,943	48,408	99.6%	99.9%	46	12.42	566
104	1.0	104	6,173	48,047	48,432	99.6%	99.9%	24	12.42	292
105	1.0	105	6,174	48,152	48,435	99.6%	100.0%	4	12.42	46
109	1.0	109	6,175	48,261	48,446	99.6%	100.0%	11	12.42	134
178	1.0	178	6,176	48,439	48,563	99.9%	100.0%	117	12.42	1,457
264	0.7	185	6,177	48,624	48,624	100.0%	100.0%	60	12.42	748

OFFICIAL COPY

Nov 01 2021

Aug-2021
Block Limits
<=4,000
4-8kGals
8-15kGals
>15,000



Pilot Area		Merion Dmstc			102	562			562	3,034
Step (kGal)	Sum of Bldd-Mns in Step	Usq on Bills in Step	Cum Num Bills	Cum Usq Bills to Step	Cum Billed Usage	Cum Billed Usq Pct	Pct of Bills	Usq Bldd btwn Stps	Rate \$	Chrgs \$ in Step
0	4.0	0	4	0	0	0.0%	3.9%		4.14	0
1	1.0	1	5	1	98	17.4%	4.9%	98	4.14	406
2	8.0	16	13	17	195	34.7%	12.7%	97	4.14	402
3	19.0	57	32	74	284	50.5%	31.4%	89	4.14	368
4	15.0	60	47	134	354	63.0%	46.1%	70	4.14	290
5	15.0	75	62	209	409	72.8%	60.8%	55	6.21	342
6	13.0	78	75	287	449	79.9%	73.5%	40	6.21	248
7	10.0	70	85	357	476	84.7%	83.3%	27	6.21	168
8	4.0	32	89	389	493	87.7%	87.3%	17	6.21	106
9	4.0	36	93	425	506	90.0%	91.2%	13	9.32	121
10	1.0	10	94	435	515	91.6%	92.2%	9	9.32	84
11	2.0	22	96	457	523	93.1%	94.1%	8	9.32	75
12	1.0	12	97	469	529	94.1%	95.1%	6	9.32	56
13	1.0	13	98	482	534	95.0%	96.1%	5	9.32	47
17	1.0	17	99	499	550	97.9%	97.1%	16	10.87	174
20	2.0	40	101	539	559	99.5%	99.0%	9	12.42	112
23	1.0	23	102	562	562	100.0%	100.0%	3	12.42	37
									-	
									-	
									-	
									-	
									-	
									-	
									-	
									-	
									-	
									-	
									-	
									-	
									-	
									-	
									-	
									-	
									-	
									-	
									-	
									-	
									-	

OFFICIAL COPY Nov 01 2021

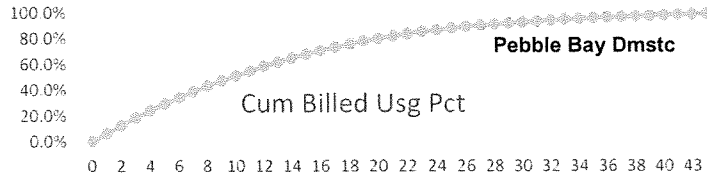
Pilot Area				102	562			562	3,034	
Step	Sum of Bld-Mns in Step	Usg on Bills in Step	Cum Num Bills	Cum Usg Bills to Step	Cum Billed Usage	Cum Billed Usg Pct	Pct of Bills	Usg Bld btwn Stps	Rate \$	Chrgs \$ in Step

.....

OFFICIAL COPY

Nov 01 2021

Aug-2021
Block Limits
<=4,000
4-8kGals
8-15kGals
>15,000



Pilot Area		206		3,212		3,212		27,238		
Step (kGal)	Sum of Bllid-Mns in Step	Usg on Bills in Step	Cum Num Bills	Cum Usq Bills to Step	Cum Billed Usage	Cum Billed Usq Pct	Pct of Bills	Usg Bllid btwn Stps	Rate \$	Chrgs \$ in Step
0	3.3	0	3	0	0	0.0%	1.6%		4.14	0
1	6.6	7	10	7	203	6.3%	4.8%	203	4.14	840
2	4.2	8	14	15	399	12.4%	6.8%	196	4.14	812
3	9.0	27	23	42	591	18.4%	11.2%	192	4.14	795
4	15.0	60	38	102	774	24.1%	18.5%	183	4.14	758
5	12.0	60	50	162	942	29.3%	24.3%	168	6.21	1,043
6	9.0	54	59	216	1,098	34.2%	28.7%	156	6.21	969
7	9.0	63	68	279	1,245	38.8%	33.0%	147	6.21	913
8	9.0	72	77	351	1,383	43.1%	37.4%	138	6.21	857
9	7.0	63	84	414	1,512	47.1%	40.8%	129	9.32	1,202
10	5.0	50	89	464	1,634	50.9%	43.2%	122	9.32	1,137
11	3.0	33	92	497	1,751	54.5%	44.7%	117	9.32	1,090
12	4.0	48	96	545	1,865	58.1%	46.6%	114	9.32	1,062
13	6.0	78	102	623	1,975	61.5%	49.5%	110	9.32	1,025
14	5.0	70	107	693	2,079	64.7%	52.0%	104	9.32	969
15	10.0	150	117	843	2,178	67.8%	56.8%	99	9.32	923
16	7.0	112	124	955	2,267	70.6%	60.2%	89	12.42	1,105
17	6.0	102	130	1,057	2,349	73.1%	63.1%	82	12.42	1,018
18	5.0	90	135	1,147	2,425	75.5%	65.6%	76	12.42	944
19	5.0	95	140	1,242	2,496	77.7%	68.0%	71	12.42	882
20	3.0	60	143	1,302	2,562	79.8%	69.4%	66	12.42	820
21	5.0	105	148	1,407	2,625	81.7%	71.9%	63	12.42	782
22	5.0	110	153	1,517	2,683	83.5%	74.3%	58	12.42	720
23	11.0	253	164	1,770	2,736	85.2%	79.6%	53	12.42	658
24	2.0	48	166	1,818	2,778	86.5%	80.6%	42	12.42	522
25	4.0	100	170	1,918	2,818	87.7%	82.5%	40	12.42	497
26	3.0	78	173	1,996	2,854	88.9%	84.0%	36	12.42	447
27	5.0	135	178	2,131	2,887	89.9%	86.4%	33	12.42	410
28	2.0	56	180	2,187	2,915	90.8%	87.4%	28	12.42	348
29	1.0	29	181	2,216	2,941	91.6%	87.9%	26	12.42	323
30	1.0	30	182	2,246	2,966	92.3%	88.4%	25	12.42	311
31	3.0	93	185	2,339	2,990	93.1%	89.8%	24	12.42	298
32	1.0	32	186	2,371	3,011	93.7%	90.3%	21	12.42	261
33	1.0	33	187	2,404	3,031	94.4%	90.8%	20	12.42	248
34	2.0	68	189	2,472	3,050	95.0%	91.8%	19	12.42	236
35	1.0	35	190	2,507	3,067	95.5%	92.2%	17	12.42	211
36	1.0	36	191	2,543	3,083	96.0%	92.7%	16	12.42	199
37	2.0	74	193	2,617	3,098	96.5%	93.7%	15	12.42	186
38	1.0	38	194	2,655	3,111	96.9%	94.2%	13	12.42	161
39	1.0	39	195	2,694	3,123	97.2%	94.7%	12	12.42	149

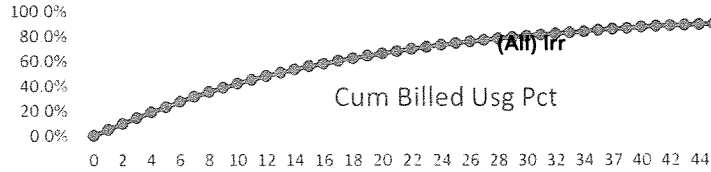
OFFICIAL COPY

Nov 01 2021

Aug-2021
Block Limits
0
<=15,000
>15,000

10/07/21 DTF

Quantizing (rounding) into Steps results in Charge differences



Pilot Area:				264	3,997			3,997	42,769		
(All) Irr		Sum of	Usg on	Cum	Cum Usg	Cum	Cum	Usg Bldd		Chrgs \$	
Step	Bldd-Mns	in Step	Bills in	Num	Bills to	Billed	Billed	btwn	Rate \$	in Step	
(kGal)			Step	Bills	Step	Usage	Usg Pct	Stps			
0	69.0	0	69	0	0	0	0.0%	26.1%	9.32	0	
1	4.0	4	73	4	195	4.9%	27.6%	195	9.32	1,820	
2	6.3	13	79	17	387	9.7%	30.0%	191	9.32	1,783	
3	7.0	21	86	38	572	14.3%	32.7%	185	9.32	1,724	
4	5.0	20	91	58	750	18.8%	34.5%	178	9.32	1,659	
5	8.0	40	99	98	923	23.1%	37.6%	173	9.32	1,612	
6	9.0	54	108	152	1,088	27.2%	41.0%	165	9.32	1,538	
7	4.0	28	112	180	1,244	31.1%	42.5%	156	9.32	1,454	
8	12.0	96	124	276	1,396	34.9%	47.0%	152	9.32	1,417	
9	8.0	72	132	348	1,536	38.4%	50.1%	140	9.32	1,305	
10	9.0	90	141	438	1,668	41.7%	53.5%	132	9.32	1,230	
11	6.0	66	147	504	1,791	44.8%	55.7%	123	9.32	1,146	
12	8.0	96	155	600	1,908	47.7%	58.8%	117	9.32	1,090	
13	6.0	78	161	678	2,017	50.5%	61.0%	109	9.32	1,016	
14	7.0	98	168	776	2,120	53.0%	63.7%	103	9.32	960	
15	5.0	75	173	851	2,216	55.4%	65.6%	96	9.32	895	
16	4.0	64	177	915	2,307	57.7%	67.1%	91	12.42	1,130	
17	2.0	34	179	949	2,394	59.9%	67.8%	87	12.42	1,081	
18	5.0	90	184	1,039	2,479	62.0%	69.7%	85	12.42	1,056	
19	2.0	38	186	1,077	2,559	64.0%	70.5%	80	12.42	994	
20	6.0	120	192	1,197	2,637	66.0%	72.8%	78	12.42	969	
21	3.0	63	195	1,260	2,709	67.8%	73.9%	72	12.42	894	
22	4.0	88	199	1,348	2,778	69.5%	75.4%	69	12.42	857	
23	3.0	69	202	1,417	2,843	71.1%	76.5%	65	12.42	807	
24	4.0	96	206	1,513	2,905	72.7%	78.1%	62	12.42	770	
25	3.0	75	209	1,588	2,963	74.1%	79.2%	58	12.42	720	
26	6.0	156	215	1,744	3,018	75.5%	81.5%	55	12.42	683	
27	3.0	81	218	1,825	3,067	76.7%	82.6%	49	12.42	609	
28	3.0	84	221	1,909	3,113	77.9%	83.7%	46	12.42	571	
29	2.0	58	223	1,967	3,156	79.0%	84.5%	43	12.42	534	
30	5.0	150	228	2,117	3,197	80.0%	86.4%	41	12.42	509	
31	2.0	62	230	2,179	3,233	80.9%	87.1%	36	12.42	447	
32	3.0	96	233	2,275	3,267	81.7%	88.3%	34	12.42	422	
33	2.0	66	235	2,341	3,298	82.5%	89.0%	31	12.42	385	
34	1.0	34	236	2,375	3,327	83.2%	89.4%	29	12.42	360	
36	2.0	72	238	2,447	3,383	84.6%	90.2%	56	12.42	696	
37	2.0	74	240	2,521	3,409	85.3%	90.9%	26	12.42	323	
38	2.0	76	242	2,597	3,433	85.9%	91.7%	24	12.42	298	
40	1.0	40	243	2,637	3,477	87.0%	92.1%	44	12.42	546	
41	1.0	41	244	2,678	3,498	87.5%	92.4%	21	12.42	261	

OFFICIAL COPY

Nov 01 2021

Pilot Area:			264	3,997			3,997		42,769	
(All) Irr										
Step	Sum of	Usg on	Cum	Cum Usg	Cum	Cum	Usg Bld	Pct of	Rate \$	Chrgs \$
(kGal)	Bldd-Mns	Bills in	Num	Bills to	Billed	Billed	btwn	Bills		in Step
	in Step	Step	Bills	Step	Usage	Usg Pct	Stps			
42	2.0	84	246	2,762	3,518	88.0%	20	93.2%	12.42	248
43	1.0	43	247	2,805	3,536	88.5%	18	93.6%	12.42	224
44	2.0	88	249	2,893	3,553	88.9%	17	94.3%	12.42	211
45	1.0	45	250	2,938	3,568	89.3%	15	94.7%	12.42	186
47	1.0	47	251	2,985	3,596	90.0%	28	95.1%	12.42	348
53	1.0	53	252	3,038	3,674	91.9%	78	95.5%	12.42	969
56	1.0	56	253	3,094	3,710	92.8%	36	95.8%	12.42	447
57	1.0	57	254	3,151	3,721	93.1%	11	96.2%	12.42	137
61	1.0	61	255	3,212	3,761	94.1%	40	96.6%	12.42	497
62	1.0	62	256	3,274	3,770	94.3%	9	97.0%	12.42	112
67	2.0	134	258	3,408	3,810	95.3%	40	97.7%	12.42	497
69	1.0	69	259	3,477	3,822	95.6%	12	98.1%	12.42	149
74	1.0	74	260	3,551	3,847	96.2%	25	98.5%	12.42	311
79	1.0	79	261	3,630	3,867	96.7%	20	98.9%	12.42	248
98	1.0	98	262	3,728	3,924	98.2%	57	99.2%	12.42	708
100	1.0	100	263	3,828	3,928	98.3%	4	99.6%	12.42	50
169	1.0	169	264	3,997	3,997	100.0%	69	100.0%	12.42	857

OFFICIAL COPY

Nov 01 2021

Aug-2021
Block Limits
Jan-1900
<=15,000
>15,000




Pilot Area:

Step	Sum of Blld-Mns in Step	Usq on Bills in Step	Cum Num Bills	Cum Usq Bills to Step	Cum Billed Usage	Cum Billed Usq Pct	Pct of Bills	Usq Blld btwn Stps	Rate \$	Chrgs \$ in Step
0	2.0	0	2	0	0	0.0%	100.0%		9.32	0

OFFICIAL COPY

Nov 01 2021

Aug-2021
Block Limits
Jan-1900
<=15,000
>15,000



Pilot Area		254		3,689		3,689		39,190		
Step	Sum of Bllld-Mns in Step	Usgr on Bills in Step	Cum Num Bills	Cum Usgr Bills to Step	Cum Billed Usage	Cum Billed Usgr Pct	Pct of Bills	Usgr Bllld btwn Stps	Rate \$	Chrgs \$ in Step
0	65.0	0	65	0	0	0.0%	25.6%		9.32	0
1	4.0	4	69	4	189	5.1%	27.2%	189	9.32	1,761
2	5.0	10	74	14	374	10.1%	29.1%	185	9.32	1,724
3	7.0	21	81	35	554	15.0%	31.9%	180	9.32	1,678
4	5.0	20	86	55	727	19.7%	33.9%	173	9.32	1,612
5	8.0	40	94	95	895	24.3%	37.0%	168	9.32	1,566
6	9.0	54	103	149	1,055	28.6%	40.6%	160	9.32	1,491
7	4.0	28	107	177	1,206	32.7%	42.1%	151	9.32	1,407
8	12.0	96	119	273	1,353	36.7%	46.9%	147	9.32	1,370
9	8.0	72	127	345	1,488	40.3%	50.0%	135	9.32	1,258
10	9.0	90	136	435	1,615	43.8%	53.5%	127	9.32	1,184
11	6.0	66	142	501	1,733	47.0%	55.9%	118	9.32	1,100
12	8.0	96	150	597	1,845	50.0%	59.1%	112	9.32	1,044
13	6.0	78	156	675	1,949	52.8%	61.4%	104	9.32	969
14	7.0	98	163	773	2,047	55.5%	64.2%	98	9.32	913
15	5.0	75	168	848	2,138	58.0%	66.1%	91	9.32	848
16	4.0	64	172	912	2,224	60.3%	67.7%	86	12.42	1,068
17	2.0	34	174	946	2,306	62.5%	68.5%	82	12.42	1,018
18	5.0	90	179	1,036	2,386	64.7%	70.5%	80	12.42	994
19	2.0	38	181	1,074	2,461	66.7%	71.3%	75	12.42	932
20	6.0	120	187	1,194	2,534	68.7%	73.6%	73	12.42	907
21	3.0	63	190	1,257	2,601	70.5%	74.8%	67	12.42	832
22	4.0	88	194	1,345	2,665	72.2%	76.4%	64	12.42	795
23	3.0	69	197	1,414	2,725	73.9%	77.6%	60	12.42	745
24	4.0	96	201	1,510	2,782	75.4%	79.1%	57	12.42	708
25	3.0	75	204	1,585	2,835	76.9%	80.3%	53	12.42	658
26	6.0	156	210	1,741	2,885	78.2%	82.7%	50	12.42	621
27	3.0	81	213	1,822	2,929	79.4%	83.9%	44	12.42	546
28	2.0	56	215	1,878	2,970	80.5%	84.6%	41	12.42	509
29	2.0	58	217	1,936	3,009	81.6%	85.4%	39	12.42	484
30	5.0	150	222	2,086	3,046	82.6%	87.4%	37	12.42	460
31	2.0	62	224	2,148	3,078	83.4%	88.2%	32	12.42	397
32	3.0	96	227	2,244	3,108	84.3%	89.4%	30	12.42	373
33	2.0	66	229	2,310	3,135	85.0%	90.2%	27	12.42	335
34	1.0	34	230	2,344	3,160	85.7%	90.6%	25	12.42	311
36	2.0	72	232	2,416	3,208	87.0%	91.3%	48	12.42	596
37	2.0	74	234	2,490	3,230	87.6%	92.1%	22	12.42	273
38	2.0	76	236	2,566	3,250	88.1%	92.9%	20	12.42	248
40	1.0	40	237	2,606	3,286	89.1%	93.3%	36	12.42	447
41	1.0	41	238	2,647	3,303	89.5%	93.7%	17	12.42	211

OFFICIAL COPY

Nov 01 2021

Pilot Area			254	3,689				3,689		39,190
Step	Sum of Bldd-Mns in Step	Usg on Bills in Step	Cum Num Bills	Cum Usg Bills to Step	Cum Billed Usage	Cum Billed Usg Pct	Pct of Bills	Usg Bldd btwn Stps	Rate \$	Chrgs \$ in Step
42	2.0	84	240	2,731	3,319	90.0%	94.5%	16	12.42	199
43	1.0	43	241	2,774	3,333	90.3%	94.9%	14	12.42	174
44	2.0	88	243	2,862	3,346	90.7%	95.7%	13	12.42	161
47	1.0	47	244	2,909	3,379	91.6%	96.1%	33	12.42	410
53	1.0	53	245	2,962	3,439	93.2%	96.5%	60	12.42	745
56	1.0	56	246	3,018	3,466	94.0%	96.9%	27	12.42	335
57	1.0	57	247	3,075	3,474	94.2%	97.2%	8	12.42	99
61	1.0	61	248	3,136	3,502	94.9%	97.6%	28	12.42	348
62	1.0	62	249	3,198	3,508	95.1%	98.0%	6	12.42	75
69	1.0	69	250	3,267	3,543	96.0%	98.4%	35	12.42	435
74	1.0	74	251	3,341	3,563	96.6%	98.8%	20	12.42	248
79	1.0	79	252	3,420	3,578	97.0%	99.2%	15	12.42	186
100	1.0	100	253	3,520	3,620	98.1%	99.6%	42	12.42	522
169	1.0	169	254	3,689	3,689	100.0%	100.0%	69	12.42	857
									-	
									-	
									-	

OFFICIAL COPY

Nov 01 2021

Aug-2021
Block Limits
Jan-1900
<=15,000
>15,000



Pilot Area	Sum of	Usgr on	Cum Num	Cum Usgr	Cum	Cum	Pct of	Usgr Blll	Chrgs \$
Merion Irr	Blll-Mns	Blls in	Blls	Blls to	Blll	Blll Usgr	Blls	btwn Stps	in
Step	in Step	Step		Step	Usage	Pct		Rate \$	Step
(kGal)									
0	2.0	0	2	0	0	0.0%	100.0%	9.32	0

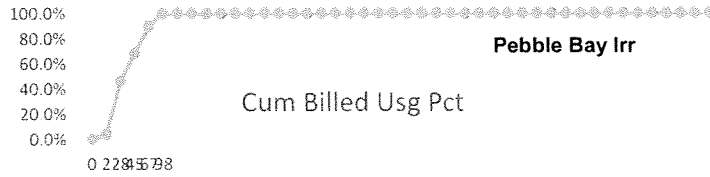
OFFICIAL COPY
Nov 01 2021

Pilot Area											
Merion Irr				2		0				0	
Step	Sum of Blld-Mns in Step	Usg on Bills in Step	Cum Num Bills	Cum Usg Bills to Step	Cum Billed Usage	Cum Billed Usg Pct	Pct of Bills	Usg Bll'd btwn Stps	Rate \$	Chrgs \$ in Step	
									-		
									-		
									-		
									-		
									-		
									-		
									-		
									-		
									-		
									-		
									-		
									-		
									-		
									-		
									-		
									-		
									-		
									-		
									-		
									-		
									-		
									-		

OFFICIAL COPY

Nov 01 2021

Aug-2021
Block Limits
Jan-1900
<=15,000
>15,000



Pilot Area		Pebble Bay Irr		6	308		308	3,580		
Step (kGal)	Sum of Bldd-Mns in Step	Usg on Bills in Step	Cum Num Bills	Cum Usg Bills to Step	Cum Billed Usage	Cum Billed Usg Pct	Pct of Bills btwn Stps	Usg Bldd btwn Stps	Rate \$	Chrgs \$ in Step
0	-	0	0	0	0	0.0%	0.0%		9.32	0
2	1.3	3	1	3	13	4.1%	20.6%	13	9.32	117
28	1.0	28	2	31	143	46.4%	36.5%	130	10.87	1,413
45	1.0	45	3	76	211	68.5%	52.4%	68	12.42	845
67	2.0	134	5	210	277	89.9%	84.1%	66	12.42	820
98	1.0	98	6	308	308	100.0%	100.0%	31	12.42	385

OFFICIAL COPY

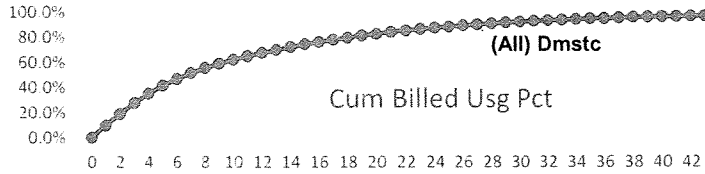
Nov 01 2021

Pilot Area											
Pebble Bay Irr				6	308					308	3,580
Step	Sum of	Usg on	Cum Num	Cum Usg	Cum	Cum	Pct of	Usg Blld	Rate \$	Chrgs \$ in	
(kGal)	in Step	Bills in	Bills	Bills to	Billed	Billed Usg	Bills	btwn Stps		Step	
		Step		Step	Usage	Pct					

Sep-2021
Block Limits
<=4,000
4-8kGals
8-15kGals
>15,000

10/11/21 DTF

Quantizing (rounding) into Steps results in Charge differences



Pilot Area
(All) Dmstc

			6,696	65,045			65,045		499,896	
Step (kGal)	Sum of Bllld-Mns in Step	Usg on Bills in Step	Cum Num Bills	Cum Usg Bills to Step	Cum Billed Usage	Cum Billed Usgr Pct	Pct of Bills	Usg Bllld btwn Stps	Rate \$	Chrgs \$ in Step
0	478.1	0	478	0	0	0.0%	7.1%	0	4.14	0
1	187.1	187	665	187	6,218	9.6%	9.9%	6,218	4.14	25,744
2	442.2	884	1,107	1,072	12,250	18.8%	16.5%	6,031	4.14	24,969
3	705.1	2,115	1,813	3,187	17,839	27.4%	27.1%	5,589	4.14	23,138
4	730.0	2,920	2,543	6,107	22,722	34.9%	38.0%	4,884	4.14	20,219
5	689.9	3,450	3,232	9,556	26,876	41.3%	48.3%	4,154	6.21	25,796
6	505.3	3,032	3,738	12,588	30,340	46.6%	55.8%	3,464	6.21	21,511
7	380.2	2,661	4,118	15,250	33,299	51.2%	61.5%	2,959	6.21	18,374
8	300.1	2,401	4,418	17,650	35,878	55.2%	66.0%	2,579	6.21	16,012
9	224.0	2,016	4,642	19,666	38,156	58.7%	69.3%	2,278	9.32	21,235
10	190.4	1,904	4,832	21,570	40,210	61.8%	72.2%	2,054	9.32	19,147
11	151.3	1,664	4,984	23,235	42,074	64.7%	74.4%	1,864	9.32	17,372
12	139.1	1,669	5,123	24,904	43,787	67.3%	76.5%	1,713	9.32	15,962
13	112.0	1,456	5,235	26,360	45,361	69.7%	78.2%	1,574	9.32	14,666
14	107.3	1,502	5,342	27,862	46,822	72.0%	79.8%	1,462	9.32	13,622
15	99.2	1,488	5,441	29,350	48,177	74.1%	81.3%	1,354	9.32	12,622
16	90.0	1,440	5,531	30,790	49,432	76.0%	82.6%	1,255	12.42	15,588
17	82.5	1,403	5,614	32,193	50,597	77.8%	83.8%	1,165	12.42	14,471
18	65.1	1,172	5,679	33,364	51,679	79.5%	84.8%	1,083	12.42	13,446
19	74.1	1,408	5,753	34,772	52,697	81.0%	85.9%	1,018	12.42	12,637
20	64.0	1,280	5,817	36,052	53,640	82.5%	86.9%	943	12.42	11,717
21	77.4	1,625	5,894	37,678	54,520	83.8%	88.0%	879	12.42	10,922
22	69.1	1,520	5,964	39,198	55,322	85.1%	89.1%	802	12.42	9,961
23	68.1	1,566	6,032	40,764	56,055	86.2%	90.1%	733	12.42	9,103
24	55.0	1,320	6,087	42,084	56,719	87.2%	90.9%	665	12.42	8,257
25	49.0	1,225	6,136	43,309	57,329	88.1%	91.6%	610	12.42	7,574
26	36.0	936	6,172	44,245	57,890	89.0%	92.2%	561	12.42	6,965
27	44.7	1,207	6,216	45,452	58,415	89.8%	92.8%	525	12.42	6,518
28	54.0	1,512	6,270	46,964	58,895	90.5%	93.6%	480	12.42	5,963
29	28.2	818	6,299	47,782	59,321	91.2%	94.1%	426	12.42	5,292
30	30.0	900	6,329	48,682	59,719	91.8%	94.5%	398	12.42	4,942
31	30.0	930	6,359	49,612	60,087	92.4%	95.0%	368	12.42	4,569
32	33.0	1,056	6,392	50,668	60,425	92.9%	95.4%	338	12.42	4,197
33	23.0	759	6,415	51,427	60,730	93.4%	95.8%	305	12.42	3,787
34	25.0	850	6,440	52,277	61,011	93.8%	96.2%	282	12.42	3,501
35	17.0	595	6,457	52,872	61,268	94.2%	96.4%	257	12.42	3,191
36	20.6	742	6,477	53,613	61,508	94.6%	96.7%	240	12.42	2,980
37	20.0	740	6,497	54,353	61,728	94.9%	97.0%	219	12.42	2,724
38	21.0	798	6,518	55,151	61,927	95.2%	97.3%	199	12.42	2,475
39	10.2	398	6,528	55,549	62,105	95.5%	97.5%	178	12.42	2,214

OFFICIAL COPY

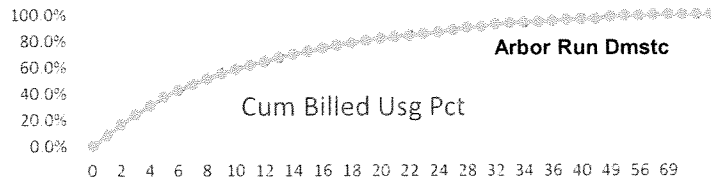
Nov 01 2021

Pilot Area			6,696	65,045				65,045	499,896	
(All) Dmstc										
Step (kGal)	Sum of Bldd-Mns in Step	Usg on Bills in Step	Cum Num Bills	Cum Usg Bills to Step	Cum Billed Usage	Cum Billed Usg Pct	Pct of Bills	Usg Bldd btwn Stps	Rate \$	Chrgs \$ in Step
40	12.0	480	6,540	56,029	62,273	95.7%	97.7%	168	12.42	2,088
41	11.2	459	6,552	56,488	62,429	96.0%	97.8%	156	12.42	1,939
42	11.0	462	6,563	56,950	62,574	96.2%	98.0%	145	12.42	1,800
43	7.0	301	6,570	57,251	62,708	96.4%	98.1%	134	12.42	1,663
44	5.0	220	6,575	57,471	62,835	96.6%	98.2%	127	12.42	1,576
45	7.0	315	6,582	57,786	62,957	96.8%	98.3%	122	12.42	1,514
46	6.0	276	6,588	58,062	63,072	97.0%	98.4%	115	12.42	1,427
47	5.0	235	6,593	58,297	63,181	97.1%	98.4%	109	12.42	1,353
48	3.0	144	6,596	58,441	63,285	97.3%	98.5%	104	12.42	1,290
49	7.0	343	6,603	58,784	63,386	97.4%	98.6%	101	12.42	1,253
50	7.0	350	6,610	59,134	63,479	97.6%	98.7%	94	12.42	1,166
51	4.0	204	6,614	59,338	63,566	97.7%	98.8%	87	12.42	1,079
52	5.0	260	6,619	59,598	63,649	97.9%	98.8%	83	12.42	1,030
53	8.0	424	6,627	60,022	63,727	98.0%	99.0%	78	12.42	968
54	6.1	329	6,633	60,352	63,797	98.1%	99.0%	70	12.42	868
55	6.0	330	6,639	60,682	63,861	98.2%	99.1%	64	12.42	792
56	9.0	504	6,648	61,186	63,919	98.3%	99.3%	58	12.42	718
57	2.0	114	6,650	61,300	63,967	98.3%	99.3%	49	12.42	606
58	2.0	116	6,652	61,416	64,014	98.4%	99.3%	47	12.42	581
59	3.0	177	6,655	61,593	64,059	98.5%	99.4%	45	12.42	556
61	1.0	61	6,656	61,654	64,143	98.6%	99.4%	84	12.42	1,038
62	1.0	62	6,657	61,716	64,183	98.7%	99.4%	41	12.42	507
63	3.0	189	6,660	61,905	64,223	98.7%	99.5%	40	12.42	494
64	1.0	64	6,661	61,969	64,260	98.8%	99.5%	37	12.42	457
65	3.0	195	6,664	62,164	64,296	98.8%	99.5%	36	12.42	445
66	1.0	66	6,665	62,230	64,329	98.9%	99.5%	33	12.42	407
67	2.0	134	6,667	62,364	64,360	98.9%	99.6%	32	12.42	395
68	1.0	68	6,668	62,432	64,390	99.0%	99.6%	30	12.42	370
69	3.0	207	6,671	62,639	64,419	99.0%	99.6%	29	12.42	358
70	2.1	147	6,673	62,786	64,445	99.1%	99.6%	26	12.42	320
72	4.0	288	6,677	63,074	64,492	99.2%	99.7%	47	12.42	589
74	2.0	148	6,679	63,222	64,532	99.2%	99.7%	39	12.42	489
75	1.0	75	6,680	63,297	64,549	99.2%	99.8%	18	12.42	220
76	1.0	76	6,681	63,373	64,566	99.3%	99.8%	17	12.42	207
78	1.0	78	6,682	63,451	64,597	99.3%	99.8%	31	12.42	390
79	1.0	79	6,683	63,530	64,612	99.3%	99.8%	15	12.42	183
80	2.0	160	6,685	63,690	64,626	99.4%	99.8%	14	12.42	170
81	1.0	81	6,686	63,771	64,638	99.4%	99.8%	12	12.42	145
87	1.0	87	6,687	63,858	64,702	99.5%	99.9%	64	12.42	797
88	1.0	88	6,688	63,946	64,711	99.5%	99.9%	10	12.42	120
90	1.0	90	6,689	64,036	64,729	99.5%	99.9%	17	12.42	216
98	1.0	98	6,690	64,134	64,790	99.6%	99.9%	62	12.42	765
105	1.0	105	6,691	64,239	64,837	99.7%	99.9%	47	12.42	582
106	1.0	106	6,692	64,345	64,843	99.7%	99.9%	6	12.42	71
109	1.0	109	6,693	64,454	64,857	99.7%	99.9%	14	12.42	175
113	1.0	113	6,694	64,567	64,872	99.7%	100.0%	15	12.42	184
133	1.0	133	6,695	64,700	64,926	99.8%	100.0%	54	12.42	671
168	1.0	168	6,696	64,868	64,985	99.9%	100.0%	59	12.42	739
253	0.7	177	6,696	65,045	65,045	100.0%	100.0%	60	12.42	739

OFFICIAL COPY

Nov 01 2021

Sep-2021
Block Limits
<=4,000
4-8kGals
8-15kGals
>15,000



Pilot Area		226		2,747		2,747		21,854		
Step (kGal)	Sum of Bldd-Mns in Step	Usg on Bills in Step	Cum Num Bills	Cum Usgr Bills to Step	Cum Billed Usage	Cum Billed Usgr Pct	Pct of Bills	Usg Bldd btwn Stps	Rate \$	Chrgs \$ in Step
0	3.0	0	3	0	0	0.0%	1.3%	0	4.14	0
1	3.0	3	6	3	223	8.1%	2.7%	223	4.14	923
2	10.0	20	16	23	443	16.1%	7.1%	220	4.14	911
3	16.0	48	32	71	653	23.8%	14.2%	210	4.14	869
4	21.0	84	53	155	847	30.8%	23.5%	194	4.14	803
5	29.0	145	82	300	1,020	37.1%	36.3%	173	6.21	1,074
6	18.0	108	100	408	1,164	42.4%	44.2%	144	6.21	894
7	12.0	84	112	492	1,290	47.0%	49.6%	126	6.21	782
8	10.0	80	122	572	1,404	51.1%	54.0%	114	6.21	708
9	9.0	81	131	653	1,508	54.9%	58.0%	104	9.32	969
10	9.0	90	140	743	1,603	58.4%	61.9%	95	9.32	885
11	5.0	55	145	798	1,689	61.5%	64.2%	86	9.32	802
12	4.0	48	149	846	1,770	64.4%	65.9%	81	9.32	755
13	6.0	78	155	924	1,847	67.2%	68.6%	77	9.32	718
14	7.0	98	162	1,022	1,918	69.8%	71.7%	71	9.32	662
15	4.0	60	166	1,082	1,982	72.2%	73.5%	64	9.32	596
16	2.0	32	168	1,114	2,042	74.3%	74.3%	60	12.42	745
17	3.0	51	171	1,165	2,100	76.4%	75.7%	58	12.42	720
18	8.0	144	179	1,309	2,155	78.4%	79.2%	55	12.42	683
19	4.0	76	183	1,385	2,202	80.2%	81.0%	47	12.42	584
20	4.0	80	187	1,465	2,245	81.7%	82.7%	43	12.42	534
21	7.0	147	194	1,612	2,284	83.1%	85.8%	39	12.42	484
22	2.0	44	196	1,656	2,316	84.3%	86.7%	32	12.42	397
23	1.0	23	197	1,679	2,346	85.4%	87.2%	30	12.42	373
24	3.0	72	200	1,751	2,375	86.5%	88.5%	29	12.42	360
26	3.0	78	203	1,829	2,427	88.4%	89.8%	52	12.42	646
28	2.0	56	205	1,885	2,473	90.0%	90.7%	46	12.42	571
29	3.0	87	208	1,972	2,494	90.8%	92.0%	21	12.42	261
32	2.0	64	210	2,036	2,548	92.8%	92.9%	54	12.42	671
33	2.0	66	212	2,102	2,564	93.3%	93.8%	16	12.42	199
34	1.0	34	213	2,136	2,578	93.8%	94.2%	14	12.42	174
35	1.0	35	214	2,171	2,591	94.3%	94.7%	13	12.42	161
36	1.0	36	215	2,207	2,603	94.8%	95.1%	12	12.42	149
39	1.0	39	216	2,246	2,636	96.0%	95.6%	33	12.42	410
40	3.0	120	219	2,366	2,646	96.3%	96.9%	10	12.42	124
41	1.0	41	220	2,407	2,653	96.6%	97.3%	7	12.42	87
49	2.0	98	222	2,505	2,701	98.3%	98.2%	48	12.42	596
54	1.0	54	223	2,559	2,721	99.1%	98.7%	20	12.42	248
56	1.0	56	224	2,615	2,727	99.3%	99.1%	6	12.42	75
63	1.0	63	225	2,678	2,741	99.8%	99.6%	14	12.42	174


OFFICIAL COPY

Nov 01 2021

Pilot Area			226	2,747				2,747	21,854	
Arbor Run Dmstc	Sum of	Usg on	Cum	Cum Usg	Cum	Cum	Pct of	Usg Blld	Chrgs \$	
	Blld-Mns	Bills in	Num	Bills to	Billed	Billed	Bills	btwn	in Step	
Step (kGal)	in Step	Step	Bills	Step	Usage	Usg Pct	Bills	Stps	Rate \$	
69	1.0	69	226	2,747	2,747	100.0%	100.0%	6	12.42	75

.....

Sep-2021
Block Limits
<=4,000
4-8kGals
8-15kGals
>15,000



Pilot Area

Bayleaf Dmstc		6,164	58,607	58,607	449,157					
Step (kGal)	Sum of Bllld-Mns in Step	Usg on Bills in Step	Cum Num Bills	Cum Usgr Bills to Step	Cum Billed Usage	Cum Billed Usgr Pct	Pct of Bills	Usg Bllld btwn Stps	Rate \$	Chrgs \$ in Step
0	472.7	0	473	0	0	0.0%	7.7%	0	4.14	0
1	181.1	181	654	181	5,692	9.7%	10.6%	5,692	4.14	23,563
2	419.2	838	1,073	1,020	11,202	19.1%	17.4%	5,510	4.14	22,813
3	663.1	1,989	1,736	3,009	16,293	27.8%	28.2%	5,091	4.14	21,078
4	681.0	2,724	2,417	5,733	20,721	35.4%	39.2%	4,428	4.14	18,332
5	626.9	3,135	3,044	8,867	24,468	41.7%	49.4%	3,747	6.21	23,269
6	467.3	2,804	3,511	11,671	27,589	47.1%	57.0%	3,120	6.21	19,376
7	354.2	2,479	3,866	14,151	30,241	51.6%	62.7%	2,653	6.21	16,475
8	271.1	2,169	4,137	16,319	32,540	55.5%	67.1%	2,299	6.21	14,275
9	206.0	1,854	4,343	18,173	34,568	59.0%	70.4%	2,028	9.32	18,897
10	171.4	1,714	4,514	19,887	36,389	62.1%	73.2%	1,822	9.32	16,977
11	134.3	1,477	4,648	21,365	38,040	64.9%	75.4%	1,650	9.32	15,380
12	127.0	1,524	4,775	22,889	39,555	67.5%	77.5%	1,516	9.32	14,128
13	97.0	1,261	4,872	24,150	40,944	69.9%	79.0%	1,389	9.32	12,945
14	91.3	1,278	4,964	25,428	42,236	72.1%	80.5%	1,292	9.32	12,041
15	89.2	1,338	5,053	26,766	43,437	74.1%	82.0%	1,201	9.32	11,190
16	84.0	1,344	5,137	28,110	44,548	76.0%	83.3%	1,111	12.42	13,804
17	75.0	1,275	5,212	29,385	45,576	77.8%	84.5%	1,027	12.42	12,760
18	53.1	956	5,265	30,341	46,528	79.4%	85.4%	952	12.42	11,829
19	63.1	1,199	5,328	31,540	47,427	80.9%	86.4%	899	12.42	11,169
20	55.0	1,100	5,383	32,640	48,264	82.4%	87.3%	836	12.42	10,386
21	63.4	1,331	5,446	33,971	49,045	83.7%	88.4%	781	12.42	9,703
22	63.1	1,388	5,510	35,359	49,763	84.9%	89.4%	718	12.42	8,915
23	67.1	1,543	5,577	36,902	50,417	86.0%	90.5%	655	12.42	8,131
24	48.0	1,152	5,625	38,054	51,005	87.0%	91.2%	588	12.42	7,298
25	43.0	1,075	5,668	39,129	51,544	87.9%	91.9%	540	12.42	6,702
26	29.0	754	5,697	39,883	52,041	88.8%	92.4%	497	12.42	6,168
27	39.7	1,072	5,736	40,955	52,509	89.6%	93.1%	468	12.42	5,808
28	49.0	1,372	5,785	42,327	52,937	90.3%	93.9%	428	12.42	5,315
29	20.0	580	5,805	42,907	53,315	91.0%	94.2%	379	12.42	4,706
30	26.0	780	5,831	43,687	53,674	91.6%	94.6%	359	12.42	4,458
31	27.0	837	5,858	44,524	54,007	92.2%	95.0%	333	12.42	4,135
32	30.0	960	5,888	45,484	54,313	92.7%	95.5%	306	12.42	3,799
33	19.0	627	5,907	46,111	54,589	93.1%	95.8%	276	12.42	3,427
34	24.0	816	5,931	46,927	54,846	93.6%	96.2%	257	12.42	3,191
35	15.0	525	5,946	47,452	55,079	94.0%	96.5%	233	12.42	2,893
36	16.6	598	5,963	48,050	55,297	94.4%	96.7%	218	12.42	2,706
37	19.0	703	5,982	48,753	55,498	94.7%	97.0%	201	12.42	2,500
38	20.0	760	6,002	49,513	55,680	95.0%	97.4%	182	12.42	2,264
39	8.2	320	6,010	49,833	55,843	95.3%	97.5%	162	12.42	2,016

OFFICIAL COPY

Nov 01 2021

Pilot Area		6,164		58,607		58,607		449,157		
Step (kGal)	Sum of Bllld-Mns in Step	Usg on Bills in Step	Cum Num Bills	Cum Usg Bills to Step	Cum Billed Usage	Cum Billed Usg Pct	Pct of Bills btwn Stps	Usg Bllld	Rate \$	Chrgs \$ in Step
40	8.0	320	6,018	50,153	55,997	95.5%	97.6%	154	12.42	1,914
41	10.2	418	6,028	50,571	56,143	95.8%	97.8%	146	12.42	1,815
42	10.0	420	6,038	50,991	56,279	96.0%	98.0%	136	12.42	1,688
43	7.0	301	6,045	51,292	56,405	96.2%	98.1%	126	12.42	1,564
44	5.0	220	6,050	51,512	56,524	96.4%	98.2%	119	12.42	1,477
45	7.0	315	6,057	51,827	56,637	96.6%	98.3%	114	12.42	1,415
46	6.0	276	6,063	52,103	56,744	96.8%	98.4%	107	12.42	1,328
47	5.0	235	6,068	52,338	56,845	97.0%	98.4%	101	12.42	1,253
48	3.0	144	6,071	52,482	56,941	97.2%	98.5%	96	12.42	1,191
49	5.0	245	6,076	52,727	57,034	97.3%	98.6%	93	12.42	1,154
50	7.0	350	6,083	53,077	57,122	97.5%	98.7%	88	12.42	1,092
51	4.0	204	6,087	53,281	57,203	97.6%	98.8%	81	12.42	1,005
52	5.0	260	6,092	53,541	57,280	97.7%	98.8%	77	12.42	955
53	8.0	424	6,100	53,965	57,352	97.9%	99.0%	72	12.42	893
54	5.1	275	6,105	54,240	57,416	98.0%	99.0%	64	12.42	794
55	6.0	330	6,111	54,570	57,474	98.1%	99.1%	59	12.42	730
56	8.0	448	6,119	55,018	57,527	98.2%	99.3%	53	12.42	656
57	2.0	114	6,121	55,132	57,572	98.2%	99.3%	45	12.42	556
58	2.0	116	6,123	55,248	57,615	98.3%	99.3%	43	12.42	532
59	3.0	177	6,126	55,425	57,656	98.4%	99.4%	41	12.42	507
61	1.0	61	6,127	55,486	57,731	98.5%	99.4%	76	12.42	939
62	1.0	62	6,128	55,548	57,768	98.6%	99.4%	37	12.42	457
63	2.0	126	6,130	55,674	57,804	98.6%	99.5%	36	12.42	445
65	3.0	195	6,133	55,869	57,871	98.7%	99.5%	68	12.42	840
66	1.0	66	6,134	55,935	57,902	98.8%	99.5%	31	12.42	383
67	2.0	134	6,136	56,069	57,932	98.8%	99.5%	30	12.42	370
68	1.0	68	6,137	56,137	57,960	98.9%	99.6%	28	12.42	345
69	2.0	138	6,139	56,275	57,987	98.9%	99.6%	27	12.42	333
70	2.1	147	6,142	56,422	58,011	99.0%	99.6%	25	12.42	308
72	4.0	288	6,146	56,710	58,057	99.1%	99.7%	45	12.42	564
74	1.0	74	6,147	56,784	58,094	99.1%	99.7%	37	12.42	465
75	1.0	75	6,148	56,859	58,112	99.2%	99.7%	18	12.42	220
76	1.0	76	6,149	56,935	58,129	99.2%	99.7%	17	12.42	207
78	1.0	78	6,150	57,013	58,160	99.2%	99.8%	31	12.42	390
79	1.0	79	6,151	57,092	58,175	99.3%	99.8%	15	12.42	183
80	2.0	160	6,153	57,252	58,188	99.3%	99.8%	14	12.42	170
81	1.0	81	6,154	57,333	58,200	99.3%	99.8%	12	12.42	145
87	1.0	87	6,155	57,420	58,264	99.4%	99.8%	64	12.42	797
88	1.0	88	6,156	57,508	58,274	99.4%	99.9%	10	12.42	120
90	1.0	90	6,157	57,598	58,291	99.5%	99.9%	17	12.42	216
98	1.0	98	6,158	57,696	58,353	99.6%	99.9%	62	12.42	765
105	1.0	105	6,159	57,801	58,400	99.6%	99.9%	47	12.42	582
106	1.0	106	6,160	57,907	58,406	99.7%	99.9%	6	12.42	71
109	1.0	109	6,161	58,016	58,420	99.7%	99.9%	14	12.42	175
113	1.0	113	6,162	58,129	58,434	99.7%	100.0%	15	12.42	184
133	1.0	133	6,163	58,262	58,488	99.8%	100.0%	54	12.42	671
168	1.0	168	6,164	58,430	58,548	99.9%	100.0%	59	12.42	739
253	0.7	177	6,164	58,607	58,607	100.0%	100.0%	60	12.42	739
									-	-
									-	-
									-	-

OFFICIAL COPY

Nov 01 2021

Sep-2021
Block Limits
<=4,000
4-8kGals
8-15kGals
>15,000

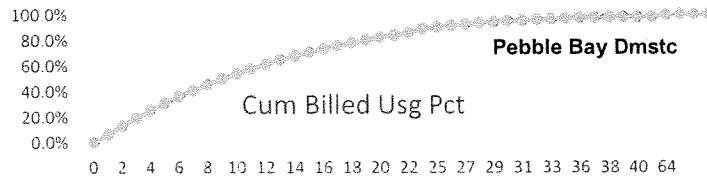


Pilot Area		Merion Dmstc			102	590	590	3,177		
Step (kGal)	Sum of Bldd-Mns in Step	Usq on Bills in Step	Cum Num Bills	Cum Usq Bills to Step	Cum Billed Usage	Cum Billed Usq Pct	Pct of Bills	Usq Bldd btwn Stps	Rate \$	Chrgs \$ in Step
0	3.0	0	3	0	0	0.0%	2.9%	0	4.14	0
2	8.0	16	11	16	198	33.6%	10.8%	198	4.14	821
3	14.0	42	25	58	290	49.1%	24.5%	91	4.14	378
4	14.0	56	39	114	367	62.2%	38.2%	77	4.14	320
5	21.0	105	60	219	430	72.9%	58.7%	63	6.21	392
6	11.0	66	71	285	472	80.1%	69.5%	42	6.21	262
7	10.0	70	81	355	503	85.4%	79.3%	31	6.21	194
8	9.0	72	90	427	525	88.9%	88.1%	21	6.21	132
9	3.0	27	93	454	537	91.0%	91.0%	12	9.32	114
10	3.0	30	96	484	546	92.6%	93.9%	9	9.32	86
11	2.0	22	98	506	552	93.6%	95.9%	6	9.32	58
13	1.0	13	99	519	561	95.0%	96.9%	8	9.32	78
15	1.0	15	100	534	567	96.1%	97.8%	6	9.32	60
21	1.0	21	101	555	580	98.4%	98.8%	13	12.42	164
29	1.2	35	102	590	590	100.0%	100.0%	10	12.42	119

OFFICIAL COPY

Nov 01 2021

Sep-2021
Block Limits
<=4,000
4-8kGals
8-15kGals
>15,000



Pilot Area

Pebble Bay Dmstc		204		3,101		3,101		25,708		
Step (kGal)	Sum of Bllid-Mns in Step	Usq on Bills in Step	Cum Num Bills	Cum Usq Bills to Step	Cum Billed Usage	Cum Billed Usq Pct	Pct of Bills	Usq Bllid btwn Stps	Rate \$	Chrgs \$ in Step
0	(0.6)	0	-1	0	0	0.0%	-0.3%	0	4.14	0
1	3.0	3	2	3	205	6.6%	1.2%	205	4.14	847
2	5.0	10	7	13	406	13.1%	3.6%	202	4.14	835
3	12.0	36	19	49	603	19.4%	9.5%	197	4.14	814
4	14.0	56	33	105	787	25.4%	16.4%	185	4.14	764
5	13.0	65	46	170	958	30.9%	22.7%	171	6.21	1,059
6	9.0	54	55	224	1,116	36.0%	27.2%	158	6.21	979
7	4.0	28	59	252	1,264	40.8%	29.1%	149	6.21	923
8	10.0	80	69	332	1,409	45.4%	34.0%	145	6.21	898
9	6.0	54	75	386	1,543	49.8%	37.0%	135	9.32	1,254
10	7.0	70	82	456	1,672	53.9%	40.4%	129	9.32	1,199
11	10.0	110	92	566	1,794	57.8%	45.3%	122	9.32	1,133
12	8.1	97	101	663	1,905	61.4%	49.3%	112	9.32	1,040
13	8.0	104	109	767	2,009	64.8%	53.2%	104	9.32	965
14	9.0	126	118	893	2,104	67.9%	57.6%	95	9.32	890
15	5.0	75	123	968	2,191	70.7%	60.0%	87	9.32	806
16	4.0	64	127	1,032	2,272	73.3%	62.0%	82	12.42	1,012
17	4.5	77	131	1,109	2,350	75.8%	64.2%	78	12.42	963
18	4.0	72	135	1,181	2,423	78.1%	66.2%	73	12.42	907
19	7.0	133	142	1,314	2,492	80.4%	69.6%	69	12.42	857
20	5.0	100	147	1,414	2,554	82.4%	72.1%	62	12.42	770
21	6.0	126	153	1,540	2,611	84.2%	75.0%	57	12.42	708
22	4.0	88	157	1,628	2,662	85.8%	77.0%	51	12.42	633
24	4.0	96	161	1,724	2,756	88.9%	78.9%	94	12.42	1,167
25	6.0	150	167	1,874	2,799	90.3%	81.9%	43	12.42	534
26	4.0	104	171	1,978	2,836	91.5%	83.8%	37	12.42	460
27	5.0	135	176	2,113	2,869	92.5%	86.3%	33	12.42	410
28	3.0	84	179	2,197	2,897	93.4%	87.7%	28	12.42	348
29	4.0	116	183	2,313	2,922	94.2%	89.7%	25	12.42	311
30	4.0	120	187	2,433	2,943	94.9%	91.7%	21	12.42	261
31	3.0	93	190	2,526	2,960	95.5%	93.1%	17	12.42	211
32	1.0	32	191	2,558	2,974	95.9%	93.6%	14	12.42	174
33	2.0	66	193	2,624	2,987	96.3%	94.6%	13	12.42	161
35	1.0	35	194	2,659	3,009	97.0%	95.1%	22	12.42	273
36	3.0	108	197	2,767	3,019	97.4%	96.6%	10	12.42	124
37	1.0	37	198	2,804	3,026	97.6%	97.1%	7	12.42	87
38	1.0	38	199	2,842	3,032	97.8%	97.5%	6	12.42	75
39	1.0	39	200	2,881	3,037	97.9%	98.0%	5	12.42	62
40	1.0	40	201	2,921	3,041	98.1%	98.5%	4	12.42	50
42	1.0	42	202	2,963	3,047	98.3%	99.0%	6	12.42	75

OFFICIAL COPY

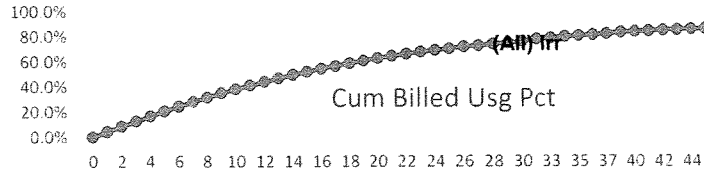
Nov 01 2021

Pilot Area			204	3,101			3,101		25,708	
Pebble Bay Dmstc										
Step	Sum of Bllld-Mns in Step	Usg on Bills in Step	Cum Num Bills	Cum Usg Bills to Step	Cum Billed Usage	Cum Billed Usg Pct	Pct of Bills	Usg Bllld btwn Stps	Rate \$	Chrgs \$ in Step
64	1.0	64	203	3,027	3,091	99.7%	99.5%	44	12.42	546
74	1.0	74	204	3,101	3,101	100.0%	100.0%	10	12.42	124

Sep-2021
Block Limits
0
<=15,000
>15,000

10/11/21 DTF

Quantizing (rounding) into Steps results in Charge differences



Pilot Area	(All) Irr	270	4,765	4,765	51,517					
Step (kGal)	Sum of Bldd-Mns in Step	Usg on Bills in Step	Cum Num Bills	Cum Usg Bills to Step	Cum Billed Usage	Cum Billed Usg Pct	Pct of Bills	Usg Bldd btwn Stps	Rate \$	Chrgs \$ in Step
0	66.1	0	66	0	0	0.0%	24.5%	0	9.32	0
1	3.0	3	69	3	204	4.3%	25.6%	204	9.32	1,897
2	5.0	10	74	13	404	8.5%	27.5%	201	9.32	1,869
3	4.0	12	78	25	600	12.6%	29.0%	196	9.32	1,822
4	2.0	8	80	33	791	16.6%	29.7%	192	9.32	1,785
5	9.0	45	89	78	981	20.6%	33.0%	190	9.32	1,766
6	5.0	30	94	108	1,161	24.4%	34.9%	181	9.32	1,682
7	11.0	77	105	185	1,337	28.1%	39.0%	176	9.32	1,636
8	5.0	40	110	225	1,501	31.5%	40.8%	165	9.32	1,533
9	7.0	63	117	288	1,661	34.9%	43.4%	160	9.32	1,487
10	10.0	100	127	388	1,813	38.1%	47.1%	153	9.32	1,421
11	6.0	66	133	454	1,956	41.0%	49.4%	143	9.32	1,328
12	3.0	36	136	490	2,092	43.9%	50.5%	137	9.32	1,272
13	6.0	78	142	568	2,226	46.7%	52.7%	134	9.32	1,244
14	10.0	140	152	708	2,353	49.4%	56.4%	128	9.32	1,188
15	9.0	135	161	843	2,471	51.9%	59.8%	118	9.32	1,095
16	5.0	80	166	923	2,579	54.1%	61.6%	109	12.42	1,348
17	3.0	51	169	974	2,683	56.3%	62.7%	104	12.42	1,285
18	3.0	54	172	1,028	2,783	58.4%	63.8%	101	12.42	1,248
19	6.0	114	178	1,142	2,881	60.5%	66.1%	98	12.42	1,211
20	3.0	60	181	1,202	2,972	62.4%	67.2%	92	12.42	1,136
21	7.0	147	188	1,349	3,061	64.2%	69.8%	89	12.42	1,099
22	9.0	198	197	1,547	3,142	65.9%	73.1%	82	12.42	1,012
23	4.0	92	201	1,639	3,215	67.5%	74.6%	73	12.42	900
24	6.0	144	207	1,783	3,283	68.9%	76.8%	69	12.42	851
25	3.0	75	210	1,858	3,346	70.2%	77.9%	63	12.42	776
26	4.0	104	214	1,962	3,405	71.5%	79.4%	60	12.42	739
27	2.0	54	216	2,016	3,461	72.6%	80.2%	56	12.42	689
28	2.0	56	218	2,072	3,514	73.8%	80.9%	54	12.42	664
29	2.0	58	220	2,130	3,566	74.8%	81.6%	52	12.42	640
30	5.0	150	225	2,280	3,615	75.9%	83.5%	50	12.42	615
32	2.0	64	227	2,344	3,704	77.7%	84.2%	89	12.42	1,105
33	1.0	33	228	2,377	3,747	78.6%	84.6%	43	12.42	528
34	2.0	68	230	2,445	3,788	79.5%	85.3%	42	12.42	515
35	4.0	140	234	2,585	3,828	80.3%	86.8%	40	12.42	491
36	4.0	144	238	2,729	3,863	81.1%	88.3%	36	12.42	441
37	1.0	37	239	2,766	3,895	81.7%	88.7%	32	12.42	391
39	4.0	156	243	2,922	3,956	83.0%	90.2%	61	12.42	758
40	3.0	120	246	3,042	3,982	83.6%	91.3%	27	12.42	329
41	1.0	41	247	3,083	4,006	84.1%	91.7%	24	12.42	292

OFFICIAL COPY

Nov 01 2021

Pilot Area (All) Irr			270	4,765			4,765	51,517		
Step (kGal)	Sum of Bld-Mns in Step	Usg on Bills in Step	Cum Num Bills	Cum Usg Bills to Step	Cum Billed Usage	Cum Billed Usg Pct	Pct of Bills	Usg Bldd btwn Stps	Rate \$	Chrgs \$ in Step
42	1.0	42	248	3,125	4,028	84.5%	92.0%	23	12.42	279
43	2.0	86	250	3,211	4,050	85.0%	92.8%	22	12.42	267
44	2.0	88	252	3,299	4,069	85.4%	93.5%	20	12.42	242
45	1.0	45	253	3,344	4,087	85.8%	93.9%	18	12.42	217
48	2.0	96	255	3,440	4,136	86.8%	94.6%	50	12.42	615
52	1.0	52	256	3,492	4,194	88.0%	95.0%	58	12.42	720
53	1.0	53	257	3,545	4,208	88.3%	95.4%	14	12.42	168
54	1.0	54	258	3,599	4,220	88.6%	95.7%	13	12.42	155
65	1.0	65	259	3,664	4,347	91.2%	96.1%	127	12.42	1,571
67	1.0	67	260	3,731	4,368	91.7%	96.5%	21	12.42	261
68	1.0	68	261	3,799	4,377	91.9%	96.8%	10	12.42	118
70	1.0	70	262	3,869	4,394	92.2%	97.2%	17	12.42	211
72	1.0	72	263	3,941	4,409	92.5%	97.6%	15	12.42	186
73	(0.5)	-37	263	3,905	4,416	92.7%	97.4%	7	12.42	81
77	1.0	77	264	3,982	4,444	93.3%	97.8%	28	12.42	348
82	1.0	82	265	4,064	4,474	93.9%	98.1%	30	12.42	373
86	1.0	86	266	4,150	4,494	94.3%	98.5%	20	12.42	248
89	1.0	89	267	4,239	4,506	94.6%	98.9%	12	12.42	149
91	1.0	91	268	4,330	4,512	94.7%	99.3%	6	12.42	75
111	1.0	111	269	4,441	4,552	95.5%	99.6%	40	12.42	497
324	1.0	324	270	4,765	4,765	100.0%	100.0%	213	12.42	2,645

Sep-2021
Block Limits
Jan-1900
<=15,000
>15,000



Pilot Area		Arbor Run Irr		2	0			0	0	
Step (kGal)	Sum of Bldd-Mns in Step	Usq on Bills in Step	Cum Num Bills	Cum Usq Bills to Step	Cum Billed Usage	Cum Billed Usq Pct	Pct of Bills	Usq Bldd btwn Stps	Rate \$	Chrgs \$ in Step
0	2.0	0	2	0	0	0.0%	100.0%	0	9.32	0

OFFICIAL COPY

Nov 01 2021

Pilot Area	Sum of Bldd-Mns in Step	Usg on Bills in Step	Cum Num Bills	Cum Usg Bills to Step	Cum Billed Usage	Cum Billed Usg Pct	Pct of Bills	Usg Bldd btwn Stps	Rate \$	Chrgs \$ in Step
Arbor Run Irr			2	0				0		0

Sep-2021
Block Limits
Jan-1900
<=15,000
>15,000



Pilot Area
Bayleaf Irr

			261	4,453		4,453		47,874		
Step (kGal)	Sum of Bldd-Mns in Step	Usg on Bills in Step	Cum Num Bills	Cum Usg Bills to Step	Cum Billed Usage	Cum Billed Usg Pct	Pct of Bills	Usg Bldd btwn Stps	Rate \$	Chrgs \$ in Step
0	62.1	0	62	0	0	0.0%	23.8%	0	9.32	0
1	3.0	3	65	3	199	4.5%	25.0%	199	9.32	1,850
2	5.0	10	70	13	394	8.8%	26.9%	196	9.32	1,822
3	4.0	12	74	25	585	13.1%	28.4%	191	9.32	1,775
4	2.0	8	76	33	771	17.3%	29.2%	187	9.32	1,738
5	9.0	45	85	78	956	21.5%	32.7%	185	9.32	1,720
6	5.0	30	90	108	1,131	25.4%	34.6%	176	9.32	1,636
7	11.0	77	101	185	1,302	29.2%	38.8%	171	9.32	1,589
8	5.0	40	106	225	1,461	32.8%	40.7%	160	9.32	1,487
9	7.0	63	113	288	1,616	36.3%	43.4%	155	9.32	1,440
10	10.0	100	123	388	1,763	39.6%	47.2%	148	9.32	1,375
11	6.0	66	129	454	1,901	42.7%	49.5%	138	9.32	1,282
12	3.0	36	132	490	2,032	45.6%	50.7%	132	9.32	1,226
13	6.0	78	138	568	2,161	48.5%	53.0%	129	9.32	1,198
14	10.0	140	148	708	2,283	51.3%	56.8%	123	9.32	1,142
15	9.0	135	157	843	2,396	53.8%	60.3%	113	9.32	1,049
16	5.0	80	162	923	2,499	56.1%	62.2%	104	12.42	1,285
17	3.0	51	165	974	2,598	58.3%	63.4%	99	12.42	1,223
18	3.0	54	168	1,028	2,693	60.5%	64.5%	96	12.42	1,186
19	6.0	114	174	1,142	2,786	62.6%	66.8%	93	12.42	1,149
20	3.0	60	177	1,202	2,872	64.5%	68.0%	87	12.42	1,074
21	7.0	147	184	1,349	2,956	66.4%	70.6%	84	12.42	1,037
22	9.0	198	193	1,547	3,032	68.1%	74.1%	77	12.42	950
23	4.0	92	197	1,639	3,100	69.6%	75.6%	68	12.42	838
24	6.0	144	203	1,783	3,163	71.0%	77.9%	64	12.42	789
25	3.0	75	206	1,858	3,221	72.3%	79.1%	58	12.42	714
26	4.0	104	210	1,962	3,275	73.6%	80.6%	55	12.42	677
27	2.0	54	212	2,016	3,326	74.7%	81.4%	51	12.42	627
28	2.0	56	214	2,072	3,374	75.8%	82.2%	49	12.42	602
29	2.0	58	216	2,130	3,421	76.8%	82.9%	47	12.42	578
30	4.0	120	220	2,250	3,465	77.8%	84.5%	45	12.42	553
32	2.0	64	222	2,314	3,546	79.6%	85.2%	81	12.42	1,006
33	1.0	33	223	2,347	3,585	80.5%	85.6%	39	12.42	478
34	2.0	68	225	2,415	3,622	81.3%	86.4%	38	12.42	466
35	4.0	140	229	2,555	3,658	82.1%	87.9%	36	12.42	441
36	4.0	144	233	2,699	3,689	82.9%	89.4%	32	12.42	391
37	1.0	37	234	2,736	3,717	83.5%	89.8%	28	12.42	342
39	4.0	156	238	2,892	3,770	84.7%	91.4%	53	12.42	658
40	3.0	120	241	3,012	3,792	85.2%	92.5%	23	12.42	279
41	1.0	41	242	3,053	3,812	85.6%	92.9%	20	12.42	242

OFFICIAL COPY

Nov 01 2021

Pilot Area			261	4,453			4,453		47,874	
Step (kGal)	Sum of Bllid-Mns in Step	Usg on Bills in Step	Cum Num Bills	Cum Usg Bills to Step	Cum Billed Usage	Cum Billed Usg Pct	Pct of Bills	Usg Bllid btwn Stps	Rate \$	Chrgs \$ in Step
42	1.0	42	243	3,095	3,830	86.0%	93.3%	19	12.42	230
43	2.0	86	245	3,181	3,848	86.4%	94.1%	18	12.42	217
44	2.0	88	247	3,269	3,863	86.8%	94.8%	16	12.42	193
45	1.0	45	248	3,314	3,877	87.1%	95.2%	14	12.42	168
48	1.0	48	249	3,362	3,914	87.9%	95.6%	38	12.42	466
52	1.0	52	250	3,414	3,960	88.9%	96.0%	46	12.42	571
53	1.0	53	251	3,467	3,971	89.2%	96.4%	11	12.42	130
54	1.0	54	252	3,521	3,980	89.4%	96.7%	10	12.42	118
65	1.0	65	253	3,586	4,074	91.5%	97.1%	94	12.42	1,161
67	1.0	67	254	3,653	4,089	91.8%	97.5%	15	12.42	186
68	1.0	68	255	3,721	4,095	92.0%	97.9%	7	12.42	81
72	1.0	72	256	3,793	4,117	92.5%	98.3%	22	12.42	273
73	(1.5)	-110	255	3,684	4,122	92.6%	97.7%	5	12.42	56
77	1.0	77	256	3,761	4,146	93.1%	98.1%	24	12.42	298
82	1.0	82	257	3,843	4,171	93.7%	98.5%	25	12.42	311
86	1.0	86	258	3,929	4,187	94.0%	98.8%	16	12.42	199
89	1.0	89	259	4,018	4,196	94.2%	99.2%	9	12.42	112
111	1.0	111	260	4,129	4,240	95.2%	99.6%	44	12.42	546
324	1.0	324	261	4,453	4,453	100.0%	100.0%	213	12.42	2,645

OFFICIAL COPY

Nov 01 2021

Sep-2021
Block Limits
Jan-1900
<=15,000
>15,000



Pilot Area	Merion Irr	Sum of Bld-Mns in Step	Usq on Bills in Step	Cum Num Bills	Cum Usq Bills to Step	Cum Billed Usage	Cum Billed Usq Pct	Pct of Bills	Usq Bld btwn Stps	Rate \$	Chrgs \$ in Step
0	2	2.0	0	2	0	0	0.0%	100.0%	0	9.32	0

OFFICIAL COPY

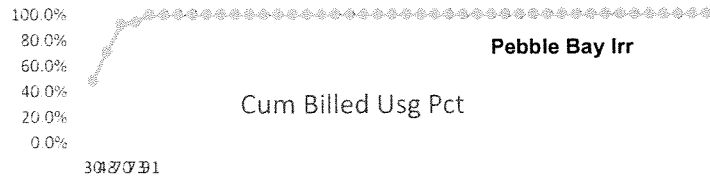
Nov 01 2021

Pilot Area	Sum of Bld-Mns in Step	Usg on Bills in Step	Cum Num Bills	Cum Usg Bills to Step	Cum Billed Usage	Cum Billed Usg Pct	Pct of Bills	Usg Bld btwn Stps	Rate \$	Chrgs \$ in Step
Merion Irr			2	0				0		0

OFFICIAL COPY

Nov 01 2021

Sep-2021
Block Limits
Jan-1900
<=15,000
>15,000



Pilot Area		Pebble Bay Irr		5	312			312	3,643	
Step (kGal)	Sum of Bllid-Mns in Step	Usq on Bills in Step	Cum Num Bills	Cum Usq Bills to Step	Cum Billed Usage	Cum Billed Usq Pct	Pct of Bills	Usq Bllid btwn Stps	Rate \$	Chrgs \$ in Step
30	1.0	30	1	30	150	48.1%	20.0%	150	10.87	1,631
48	1.0	48	2	78	222	71.2%	40.0%	72	12.42	894
70	1.0	70	3	148	288	92.3%	60.0%	66	12.42	820
73	1.0	73	4	221	294	94.2%	80.0%	6	12.42	75
91	1.0	91	5	312	312	100.0%	100.0%	18	12.42	224

OFFICIAL COPY

Nov 01 2021

Pilot Area	Sum of Bllid-Mns in Step	Usg on Bills in Step	Cum Num Bills	Cum Usg Bills to Step	Cum Billed Usage	Cum Billed Usg Pct	Pct of Bills	Usg Bllid btwn Stps	Rate \$	Chrgs \$ in Step
Pebble Bay Irr			5	312				312		3,643

OFFICIAL COPY

Nov 01 2021

08/09/21 DTF

Limits Txt	Domestic		
	<u>kGal Lw Lmt</u>	<u>kGal Up Lmt</u>	<u>Rate per Kgal</u>
<=4,000	-	4	\$ 4.14
4-8kGals	4.001	8	\$ 6.21
8-15kGals	8.001	15	\$ 9.32
>15,000	15.001	999,999	\$ 12.42

Limits Txt	Irrigation		
	<u>kGal Lw Lmt</u>	<u>kGal Up Lmt</u>	<u>Rate per Kgal</u>
<=15,000	-	15	\$ 9.32
>15,000	15.001	999,999	\$ 12.42
	<-one blank		
	<-one blank		