

co_desc Aqua North Carolina
Closing Option Monthly Close
description 0135-Valve Replacements (NS)
AQUA WSIP EXHIBIT 5 - W-218 SUB 573
IN SUPPORT OF RESPONSE TO PSDR 6 Q3
FINAL TB - NC PROJECT PLANS

Main Repair/Valve Replace UT 331
Table with columns: Row Labels, Sum of 2022 OV, Sum of 2023, Sum of 2024, Sum of 2025, Sum of 2026, 2022 Project Cost, 2023 Project Cost, 2024 Project Cost, 2025 Project Cost, Count of Main Repair, Valve Replacement Count, 2019 Actuals, 2020 Actuals, 2021 Actuals.

co_desc Aqua North Carolina
Closing Option Monthly Close
description (Multiple Items)

New Meter/Meter Replace/Meter Box Renovation UT 334
Table with columns: Row Labels, Sum of 2022 OV, Sum of 2023, Sum of 2024, Sum of 2025, Sum of 2026, 2022 Project Cost, 2023 Project Cost, 2024 Project Cost, 2025 Project Cost, New Meter Count, Meter & Acc. Replacement Count, 2019 Actuals, 2020 Actuals, 2021 Actuals.


co_desc Aqua North Carolina
Closing Option Monthly Close
description (Multiple Items)

New Services/Services Repair/Replace/Elder Valve Installation/GP Service Line Repair/Replace UT 333/363
Table with columns: Row Labels, Sum of 2022 OV, Sum of 2023, Sum of 2024, Sum of 2025, Sum of 2026, 2022 Project Cost, 2023 Project Cost, 2024 Project Cost, 2025 Project Cost, New Services Count, Service Repair Count, GP Service Line Count, Elder Valve Install Count, 2019 Actuals, 2020 Actuals, 2021 Actuals.

co_desc Aqua North Carolina
Closing Option Monthly Close
description 0512-Treatment Plants

Driveways & Grnds/Electrical/Wellhouse Reno/Lift Sta Reno/Steel Tank Reno/WWTP Reno/Lagoon & Sprayfields UT 304/354/380
Table with columns: Row Labels, Sum of 2022 OV, Sum of 2023, Sum of 2024, Sum of 2025, Sum of 2026, 2022 Project Cost, 2023 Project Cost, 2024 Project Cost, 2025 Project Cost, Driveway & Grd Repai, Electrical Repair, Count of Wellhouses/WWTP Planned to Rehab/Sprayfields, 2019 Actuals, 2020 Actuals, 2021 Actuals.

co_desc Aqua North Carolina
Closing Option Monthly Close
description 0517-Pumping Equipment Water (NS)



co_desc Aqua North Carolina
 Closing Option Monthly Close
 description 0135-Valve Replacements (NS)

AQUA WSP REBUTTAL EXHIBIT 5 - W-218 SUB 573
 IN SUPPORT OF RESPONSE TO PSDR 6 Q 3
 NC PROJECT PIVOT

Main Repair/Valve Replace UT 331

Row Labels	Sum of 2022 OV	Sum of 2023	Sum of 2024	Sum of 2025	Sum of 2026	2022 Project Cost	2023 Project Cost	2024 Project Cost	2025 Project Cost	Count of Valves Planned to Replace	2019	2020	2021	Notes	Which systems, streets are targeted or known problems?
1000 ANC Water - Kernersville	\$ 22,730	\$ 22,730	\$ 22,730	\$ 22,730	\$ 22,730						\$ 19,844	\$ 31,673	\$ 20,377		
1003 ANC Water - Fayetteville	\$ 11,785	\$ 11,785	\$ 11,785	\$ 11,785	\$ 11,785						\$ 7,787	\$ 17,348	\$ 4,253		
1005 ANC Water - Coast	\$ 8,725	\$ 8,725	\$ 8,725	\$ 8,725	\$ 8,725						\$ 16,238	\$ 6,118	\$ 12,083		
6816 Fairways Utilities Water	\$ 70,000	\$ 70,000	\$ 70,000	\$ 70,000	\$ 70,000						\$ 11,935	\$ 83,337	\$ 58,614		
7400 Brookwood/LaGrange Water	\$ 108,050	\$ 108,050	\$ 108,050	\$ 108,050	\$ 108,050						\$ 127,126	\$ 117,519	\$ 152,313		
7500 Mobile Hill Estates Water	\$ 225	\$ 225	\$ 225	\$ 225	\$ 225						\$ -	\$ -	\$ -		
8000 ANC Water - East Central	\$ 444,870	\$ 444,870	\$ 444,870	\$ 444,870	\$ 444,870						\$ 539,798	\$ 303,114	\$ 607,306	What did we speak \$600k on?	
8010 ANC Water - West	\$ 350,000	\$ 350,000	\$ 350,000	\$ 350,000	\$ 350,000						\$ 268,843	\$ 384,253	\$ 476,167		
Grand Total	\$ 1,016,385	\$ 1,016,385	\$ 1,016,385	\$ 1,016,385	\$ 1,016,385	\$ -	\$ -	\$ -	\$ -	\$ -	\$ 991,572	\$ 943,363	\$ 1,331,114		

Rate Division

ANC Water	\$ -	\$ -	\$ -	\$ -	\$ -
7400 Brookwood/LaGrange Water	\$ -	\$ -	\$ -	\$ -	\$ -
6816 Fairways Utilities Water	\$ -	\$ -	\$ -	\$ -	\$ -

co_desc Aqua North Carolina
 Closing Option Monthly Close
 description (Multiple Items)

New Meter/Meter Replace/Meter Box Renovation UT 334

Row Labels	Sum of 2022 OV	Sum of 2023	Sum of 2024	Sum of 2025	Sum of 2026	2022 Project Cost	2023 Project Cost	2024 Project Cost	2025 Project Cost	Count of Meters Planned to Replace	2019	2020	2021
1000 ANC Water - Kernersville	\$ 75,000	\$ 75,000	\$ 75,000	\$ 75,000	\$ 75,000						\$ 64,180	\$ 75,561	\$ 64,489
1003 ANC Water - Fayetteville	\$ 21,020	\$ 21,020	\$ 21,020	\$ 21,020	\$ 21,020						\$ 44,951	\$ 5,063	\$ 7,662
1005 ANC Water - Coast	\$ 5,850	\$ 5,850	\$ 5,850	\$ 5,850	\$ 5,850						\$ 6,149	\$ 4,148	\$ 2,919
6816 Fairways Utilities Water	\$ 55,000	\$ 55,000	\$ 55,000	\$ 55,000	\$ 55,000						\$ 39,715	\$ 47,330	\$ 69,426
7400 Brookwood/LaGrange Water	\$ 105,855	\$ 105,855	\$ 105,855	\$ 105,855	\$ 105,855						\$ 135,546	\$ 82,125	\$ 49,218
8000 ANC Water - East Central	\$ 313,770	\$ 313,770	\$ 313,770	\$ 313,770	\$ 313,770						\$ 292,206	\$ 338,396	\$ 429,301
8010 ANC Water - West	\$ 225,000	\$ 225,000	\$ 225,000	\$ 225,000	\$ 225,000						\$ 170,342	\$ 290,417	\$ 241,752
Grand Total	\$ 801,495	\$ 801,495	\$ 801,495	\$ 801,495	\$ 801,495	\$ 753,089	\$ 843,040	\$ 864,767					

co_desc Aqua North Carolina
 Closing Option Monthly Close
 description (Multiple Items)

New Services/Services Repair/Replace/Elder Valve Installation/GP Service Line Repair/Replace UT 333/363

Row Labels	Sum of 2022 OV	Sum of 2023	Sum of 2024	Sum of 2025	Sum of 2026	2022 Project Cost	2023 Project Cost	2024 Project Cost	2025 Project Cost	Count of Services Planned to Replace	2019	2020	2021
1000 ANC Water - Kernersville	\$ 92,645	\$ 92,645	\$ 92,645	\$ 92,645	\$ 92,645						\$ 82,843.86	\$ 117,827.90	\$ 104,334.86
1003 ANC Water - Fayetteville	\$ 48,000	\$ 48,000	\$ 48,000	\$ 48,000	\$ 48,000						\$ 58,363.00	\$ 36,241.29	\$ 25,704.42
1005 ANC Water - Coast	\$ 10,445	\$ 10,445	\$ 10,445	\$ 10,445	\$ 10,445						\$ 9,766.07	\$ 12,685.59	\$ 14,904.13
1010 ANC WW - Kernersville	\$ 20,000	\$ 20,000	\$ 20,000	\$ 20,000	\$ 20,000						\$ 17,859.31	\$ 18,763.59	\$ 6,351.29
1015 ANC WW - Coast	\$ 13,730	\$ 13,730	\$ 13,730	\$ 13,730	\$ 13,730						\$ 10,571.52	\$ 22,336.67	\$ 13,649.72
6401 Fairways Utilities Wastewater	\$ 49,790	\$ 49,790	\$ 49,790	\$ 49,790	\$ 49,790						\$ 22,084.03	\$ 54,601.27	\$ 25,490.91
6816 Fairways Utilities Water	\$ 14,910	\$ 14,910	\$ 14,910	\$ 14,910	\$ 14,910						\$ 10,509.44	\$ 22,812.79	\$ 27,384.86
7400 Brookwood/LaGrange Water	\$ 541,580	\$ 541,580	\$ 541,580	\$ 541,580	\$ 541,580						\$ 599,470.13	\$ 611,046.02	\$ 760,966.63
7500 Mobile Hill Estates Water	\$ 730	\$ 730	\$ 730	\$ 730	\$ 730						\$ -	\$ -	\$ 0
8000 ANC Water - East Central	\$ 642,270	\$ 642,270	\$ 642,270	\$ 642,270	\$ 642,270						\$ 655,949.79	\$ 542,205.36	\$ 674,056.71
8010 ANC Water - West	\$ 440,000	\$ 440,000	\$ 440,000	\$ 440,000	\$ 440,000						\$ 470,215.20	\$ 437,731.08	\$ 528,844.85
8800 ANC WW - East Central	\$ 320,570	\$ 320,570	\$ 320,570	\$ 320,570	\$ 320,570						\$ 320,702.67	\$ 223,738.07	\$ 260,077.45
8810 ANC WW - West	\$ 58,920	\$ 58,920	\$ 58,920	\$ 58,920	\$ 58,920						\$ 71,508.76	\$ 16,533.20	\$ 14,352.95
8830 ANC WW - Fayetteville	\$ 4,160	\$ 4,160	\$ 4,160	\$ 4,160	\$ 4,160						\$ 1,782.55	\$ 4,977.89	\$ 13,994.15
Grand Total	\$ 2,257,750	\$ 2,257,750	\$ 2,257,750	\$ 2,257,750	\$ 2,257,750	\$ 2,331,626	\$ 2,121,501	\$ 2,470,113					

co_desc Aqua North Carolina
 Closing Option Monthly Close
 description 0512-Treatment Plants

Driveways & Grnds/Electrical/Wellhouse Reno/Lift Sta Reno/Steel Tank Reno/WWTP Reno/Lagoon & Sprayfields UT 304/354/380

Row Labels	Sum of 2022 OV	Sum of 2023	Sum of 2024	Sum of 2025	Sum of 2026	2022 Project Cost	2023 Project Cost	2024 Project Cost	2025 Project Cost	Count of Wellhouses/WWTP Planned to Rehab	2019	2020	2021
1000 ANC Water - Kernersville	\$ 96,045	\$ 74,045	\$ 74,045	\$ 74,045	\$ 74,045						\$ 64,025	\$ 58,030	\$ 99,358
1003 ANC Water - Fayetteville	\$ 7,960	\$ 7,960	\$ 7,960	\$ 7,960	\$ 7,960						\$ 3,248	\$ 12,711	\$ 6,094
1005 ANC Water - Coast	\$ 9,625	\$ 9,625	\$ 9,625	\$ 9,625	\$ 9,625						\$ 14,447	\$ 10,893	\$ 7,781
1010 ANC WW - Kernersville	\$ 40,000	\$ 65,000	\$ 65,000	\$ 65,000	\$ 65,000						\$ 42,547	\$ 53,485	\$ 26,498
1015 ANC WW - Coast	\$ 112,785	\$ 112,785	\$ 112,785	\$ 112,785	\$ 112,785						\$ 75,581	\$ 137,316	\$ 87,912
6401 Fairways Utilities Wastewater	\$ 133,390	\$ 133,390	\$ 133,390	\$ 133,390	\$ 133,390						\$ 155,037	\$ 132,545	\$ 104,618
6816 Fairways Utilities Water	\$ 74,430	\$ 74,430	\$ 74,430	\$ 74,430	\$ 74,430						\$ 45,196	\$ 75,263	\$ 65,569
7400 Brookwood/LaGrange Water	\$ 213,175	\$ 213,175	\$ 213,175	\$ 213,175	\$ 213,175						\$ 135,250	\$ 210,489	\$ 212,241
8000 ANC Water - East Central	\$ 534,610	\$ 534,610	\$ 534,610	\$ 534,610	\$ 534,610						\$ 492,081	\$ 651,562	\$ 591,372
8010 ANC Water - West	\$ 205,000	\$ 205,000	\$ 205,000	\$ 205,000	\$ 205,000						\$ 155,544	\$ 225,744	\$ 211,279
8800 ANC WW - East Central	\$ 503,715	\$ 503,715	\$ 503,715	\$ 503,715	\$ 503,715						\$ 273,201	\$ 451,193	\$ 495,742
8810 ANC WW - West	\$ 158,215	\$ 158,215	\$ 158,215	\$ 158,215	\$ 158,215						\$ 152,386	\$ 112,407	\$ 82,200
8830 ANC WW - Fayetteville	\$ 15,540	\$ 15,540	\$ 15,540	\$ 15,540	\$ 15,540						\$ 4,385	\$ 15,379	\$ 21,525
Grand Total	\$ 2,104,490	\$ 2,107,490	\$ 2,107,490	\$ 2,107,490	\$ 2,107,490	\$ 1,612,929	\$ 2,147,017	\$ 2,012,189					

co_desc Aqua North Carolina
 Closing Option Monthly Close
 description 0517-Pumping Equipment Water (NS)

Repair/Replace Pumps UT 311

Row Labels	Sum of 2022 OV	Sum of 2023	Sum of 2024	Sum of 2025	Sum of 2026	2022 Project Cost	2023 Project Cost	2024 Project Cost	2025 Project Cost	Count of wellpumps Planned to Rehab	2019	2020	2021
1000 ANC Water - Kernersville	\$ 113,295	\$ 113,295	\$ 113,295	\$ 113,295	\$ 113,295						\$ 120,645	\$ 91,850	\$ 127,593
1003 ANC Water - Fayetteville	\$ 9,035	\$ 9,035	\$ 9,035	\$ 9,035	\$ 9,035						\$ 851	\$ 5,864	\$ 5,535
1005 ANC Water - Coast	\$ 6,940	\$ 6,940	\$ 6,940	\$ 6,940	\$ 6,940						\$ 16,018	\$ 2,577	\$ -
6816 Fairways Utilities Water	\$ 40,000	\$ 40,000	\$ 40,000	\$ 40,000	\$ 40,000						\$ 16,544	\$ 54,570	\$ 77,753
7400 Brookwood/LaGrange Water	\$ 122,615	\$ 122,615	\$ 122,615	\$ 122,615	\$ 122,615						\$ 146,352	\$ 106,535	\$ 176,578
8000 ANC Water - East Central	\$ 677,550	\$ 677,550	\$ 677,550	\$ 677,550	\$ 677,550						\$ 542,965	\$ 715,386	\$ 611,936
8010 ANC Water - West	\$ 300,000	\$ 300,000	\$ 300,000	\$ 300,000	\$ 300,000						\$ 335,943	\$ 264,011	\$ 349,504
Grand Total	\$ 1,269,435	\$ 1,269,435	\$ 1,269,435	\$ 1,269,435	\$ 1,269,435	\$ 1,179,318	\$ 1,240,794	\$ 1,348,899					

co_desc Aqua North Carolina
 Closing Option Monthly Close
 description 0525-Tanks/Resvrs/Standpipes

Tank Repair/PRV Replacement UT 330

Row Labels	Sum of 2022 OV	Sum of 2023	Sum of 2024	Sum of 2025	Sum of 2026	2022 Project Cost	2023 Project Cost	2024 Project Cost	2025 Project Cost	Count of Tank Repairs/PRV Rplc	2019	2020	2021
------------	----------------	-------------	-------------	-------------	-------------	-------------------	-------------------	-------------------	-------------------	--------------------------------	------	------	------

1000 ANC Water - Kernersville	\$	13,610	\$	13,610	\$	13,610	\$	13,610	\$	13,610	\$	13,610
1003 ANC Water - Fayetteville	\$	320	\$	320	\$	320	\$	320	\$	320	\$	320
1005 ANC Water - Coast	\$	895	\$	895	\$	895	\$	895	\$	895	\$	895
6816 Fairways Utilities Water	\$	1,000	\$	1,000	\$	1,000	\$	1,000	\$	1,000	\$	1,000
7400 Brookwood/LaGrange Water	\$	-	\$	60,000	\$	-	\$	-	\$	-	\$	-
8000 ANC Water - East Central	\$	10,000	\$	10,000	\$	10,000	\$	10,000	\$	10,000	\$	10,000
8010 ANC Water - West	\$	21,150	\$	21,150	\$	21,150	\$	21,150	\$	21,150	\$	21,150
Grand Total	\$	46,975	\$	106,975	\$	46,975	\$	46,975	\$	46,975	\$	46,975

\$	7,703	\$	12,131	\$	60,925
\$	-	\$	933	\$	-
\$	-	\$	-	\$	1,295
\$	-	\$	-	\$	1,171
\$	14,236	\$	9,343	\$	4,361
\$	(15,393)	\$	40,773	\$	(3,127)
\$	19,642	\$	19,926	\$	11,765
\$	26,188	\$	83,106	\$	76,389

co_desc Aqua North Carolina
Closing Option Monthly Close
description (Multiple Items)

Row Labels	Sum of 2022 OV	Sum of 2023	Sum of 2024	Sum of 2025	Sum of 2026	2022 Project Cost	2023 Project Cost	2024 Project Cost	2025 Project Cost	Count of grinder pumps and WW equipment
1010 ANC WW - Kernersville	\$	18,030	\$	18,030	\$	18,030	\$	18,030	\$	18,030
1015 ANC WW - Coast	\$	154,415	\$	129,415	\$	129,415	\$	129,415	\$	129,415
6401 Fairways Utilities Wastewater	\$	12,205	\$	12,205	\$	12,205	\$	12,205	\$	12,205
8800 ANC WW - East Central	\$	606,215	\$	606,215	\$	606,215	\$	606,215	\$	606,215
8810 ANC WW - West	\$	68,325	\$	68,325	\$	68,325	\$	68,325	\$	68,325
8830 ANC WW - Fayetteville	\$	12,775	\$	12,775	\$	12,775	\$	12,775	\$	12,775
Grand Total	\$	871,965	\$	846,965	\$	846,965	\$	846,965	\$	846,965

	2019	2020	2021		
\$	13,573	\$	8,877	\$	2,782
\$	168,854	\$	105,029	\$	31,713
\$	1,404	\$	34,068	\$	35,789
\$	1,033,254	\$	684,696	\$	433,947
\$	47,073	\$	77,785	\$	73,181
\$	14,007	\$	18,166	\$	56,434
\$	1,278,166	\$	928,620	\$	633,847

co_desc Aqua North Carolina
Closing Option Monthly Close
description 0770-Valve Bank/Supply Main

Row Labels	Sum of 2022 OV	Sum of 2023	Sum of 2024	Sum of 2025	Sum of 2026	2022 Project Cost	2023 Project Cost	2024 Project Cost	2025 Project Cost	Count of Valve banks to replace
1000 ANC Water - Kernersville	\$	33,360	\$	33,360	\$	33,360	\$	33,360	\$	33,360
1003 ANC Water - Fayetteville	\$	5,100	\$	5,100	\$	5,100	\$	5,100	\$	5,100
1005 ANC Water - Coast	\$	10,935	\$	10,935	\$	10,935	\$	10,935	\$	10,935
6816 Fairways Utilities Water	\$	15,000	\$	15,000	\$	15,000	\$	15,000	\$	15,000
7400 Brookwood/LaGrange Water	\$	70,925	\$	70,925	\$	70,925	\$	70,925	\$	70,925
8000 ANC Water - East Central	\$	247,750	\$	247,750	\$	247,750	\$	247,750	\$	247,750
8010 ANC Water - West	\$	100,000	\$	100,000	\$	100,000	\$	100,000	\$	100,000
Grand Total	\$	483,070	\$	483,070	\$	483,070	\$	483,070	\$	483,070

	2019	2020	2021		
\$	29,175	\$	44,571	\$	55,865.21
\$	1,026	\$	6,402	\$	2,778.12
\$	3,358	\$	999	\$	7,557.96
\$	3,239	\$	20,132	\$	19,160.88
\$	49,551	\$	81,452	\$	93,938.73
\$	204,464	\$	279,873	\$	326,047.72
\$	88,613	\$	174,258	\$	140,770.78
\$	379,426	\$	607,688	\$	646,119

co_desc Aqua North Carolina
Closing Option Monthly Close
description 0125-Capitalized Main Breaks

Row Labels	Sum of 2022 OV	Sum of 2023	Sum of 2024	Sum of 2025	Sum of 2026	2022 Project Cost	2023 Project Cost	2024 Project Cost	2025 Project Cost	Count of Expected Main Breaks
1000 ANC Water - Kernersville	\$	125,000	\$	125,000	\$	125,000	\$	125,000	\$	125,000
1003 ANC Water - Fayetteville	\$	15,535	\$	15,535	\$	15,535	\$	15,535	\$	15,535
1005 ANC Water - Coast	\$	3,045	\$	3,045	\$	3,045	\$	3,045	\$	3,045
6816 Fairways Utilities Water	\$	19,165	\$	19,165	\$	19,165	\$	19,165	\$	19,165
7400 Brookwood/LaGrange Water	\$	435,345	\$	435,345	\$	435,345	\$	435,345	\$	435,345
7500 Mobile Hill Estates Water	\$	275	\$	275	\$	275	\$	275	\$	275
8000 ANC Water - East Central	\$	127,015	\$	127,015	\$	127,015	\$	127,015	\$	127,015
8010 ANC Water - West	\$	173,880	\$	173,880	\$	173,880	\$	173,880	\$	173,880
Grand Total	\$	899,260	\$	899,260	\$	899,260	\$	899,260	\$	899,260

	2019	2020	2021		
\$	96,376	\$	125,217	\$	97,081.28
\$	10,149	\$	28,407	\$	15,990.88
\$	3,285	\$	3,609	\$	4,609.04
\$	32,217	\$	973	\$	34,336.58
\$	525,989	\$	429,231	\$	605,818.68
\$	-	\$	-	\$	-
\$	77,237	\$	161,832	\$	315,322.51
\$	222,701	\$	157,402	\$	143,392.84
\$	967,953	\$	906,670	\$	1,216,552

co_desc Aqua North Carolina
Closing Option Monthly Close
description (Multiple Items)

Row Labels	Sum of 2022 OV	Sum of 2023	Sum of 2024	Sum of 2025	Sum of 2026	2022 Project Cost	2023 Project Cost	2024 Project Cost	2025 Project Cost	Count of Expected Treatment Equip & Filters
1000 ANC Water - Kernersville	\$	58,375	\$	66,875	\$	66,875	\$	66,875	\$	66,875
1003 ANC Water - Fayetteville	\$	7,195	\$	7,195	\$	7,195	\$	7,195	\$	7,195
1005 ANC Water - Coast	\$	8,755	\$	8,755	\$	8,755	\$	8,755	\$	8,755
1010 ANC WW - Kernersville	\$	50,000	\$	50,000	\$	50,000	\$	50,000	\$	50,000
1015 ANC WW - Coast	\$	74,755	\$	74,755	\$	74,755	\$	74,755	\$	74,755
6401 Fairways Utilities Wastewater	\$	42,105	\$	42,105	\$	42,105	\$	42,105	\$	42,105
6816 Fairways Utilities Water	\$	3,895	\$	3,895	\$	3,895	\$	3,895	\$	3,895
7400 Brookwood/LaGrange Water	\$	84,115	\$	84,115	\$	84,115	\$	84,115	\$	84,115
8000 ANC Water - East Central	\$	608,590	\$	551,590	\$	542,990	\$	520,990	\$	641,390
8010 ANC Water - West	\$	80,000	\$	80,000	\$	80,000	\$	80,000	\$	80,000
8800 ANC WW - East Central	\$	161,595	\$	161,595	\$	161,595	\$	161,595	\$	161,595
8810 ANC WW - West	\$	40,850	\$	40,850	\$	40,850	\$	40,850	\$	40,850
8830 ANC WW - Fayetteville	\$	14,250	\$	14,250	\$	14,250	\$	14,250	\$	14,250
Grand Total	\$	1,234,480	\$	1,185,980	\$	1,177,380	\$	1,155,380	\$	1,275,780

	2019	2020	2021		
\$	62,058	\$	69,266	\$	4,058
\$	4,911	\$	11,400	\$	8,499
\$	12,039	\$	13,336	\$	4,058
\$	26,844	\$	55,769	\$	45,175
\$	60,956	\$	97,558	\$	96,761
\$	55,070	\$	28,556	\$	108,598
\$	2,268	\$	5,780	\$	19,186
\$	97,159	\$	93,648	\$	79,752
\$	391,661	\$	466,090	\$	479,823
\$	60,563	\$	82,520	\$	59,986
\$	207,690	\$	239,102	\$	138,754
\$	35,213	\$	37,937	\$	16,123
\$	7,784	\$	11,712	\$	13,410
\$	1,024,216	\$	1,212,674	\$	1,074,183

co_desc Aqua North Carolina
Closing Option Monthly Close
description 0510-Automated Distr Controls

Row Labels	Sum of 2022 OV	Sum of 2023	Sum of 2024	Sum of 2025	Sum of 2026	2022 Project Cost	2023 Project Cost	2024 Project Cost	2025 Project Cost	Count of Expected Automation Controls
1000 ANC Water - Kernersville	\$	7,250	\$	7,250	\$	7,250	\$	7,250	\$	7,250
1003 ANC Water - Fayetteville	\$	3,575	\$	3,575	\$	3,575	\$	3,575	\$	3,575
1005 ANC Water - Coast	\$	1,000	\$	1,000	\$	1,000	\$	1,000	\$	1,000
1010 ANC WW - Kernersville	\$	2,000	\$	2,000	\$	2,000	\$	2,000	\$	2,000
1015 ANC WW - Coast	\$	1,700	\$	1,700	\$	1,700	\$	1,700	\$	1,700
6401 Fairways Utilities Wastewater	\$	1,750	\$	1,750	\$	1,750	\$	1,750	\$	1,750
6816 Fairways Utilities Water	\$	1,450	\$	1,450	\$	1,450	\$	1,450	\$	1,450
7400 Brookwood/LaGrange Water	\$	2,500	\$	2,500	\$	2,500	\$	2,500	\$	2,500
8000 ANC Water - East Central	\$	9,650	\$	9,650	\$	9,650	\$	9,650	\$	9,650
8010 ANC Water - West	\$	12,000	\$	12,000	\$	12,000	\$	12,000	\$	12,000
8800 ANC WW - East Central	\$	2,000	\$	2,000	\$	2,000	\$	2,000	\$	2,000
8810 ANC WW - West	\$	1,000	\$	1,000	\$	1,000	\$	1,000	\$	1,000
8830 ANC WW - Fayetteville	\$	1,000	\$	1,000	\$	1,000	\$	1,000	\$	1,000
Grand Total	\$	46,875	\$	46,875	\$	46,875	\$	46,875	\$	46,875

	2019	2020	2021		
\$	7,482	\$	12,642	\$	-
\$	5,433	\$	5,266	\$	6,896
\$	343	\$	100	\$	-
\$	418	\$	5,519	\$	965
\$	1,333	\$	3,144	\$	-
\$	1,136	\$	1,122	\$	967
\$	-	\$	2,959	\$	4,761
\$	4,465	\$	3,001	\$	809
\$	11,398	\$	16,892	\$	96,298
\$	10,067	\$	49,280	\$	25,879
\$	274	\$	2,371	\$	2,424
\$	864	\$	297	\$	385
\$	-	\$	-	\$	674
\$	43,212	\$	102,593	\$	140,058

co_desc Aqua North Carolina
Closing Option Monthly Close
description (Multiple Items)

Row Labels	Sum of 2022 OV	Sum of 2023	Sum of 2024	Sum of 2025	Sum of 2026	2022 Project Cost	2023 Project Cost	2024 Project Cost	2025 Project Cost	Count of Expected Force mains renovations	2019	2020	2021
1010 ANC WW - Kernersville	\$ 15,000	\$ 15,000	\$ 15,000	\$ 15,000	\$ 15,000						\$ 6,953	\$ 4,461	\$ 31,562
1015 ANC WW - Coast	\$ 9,185	\$ 9,185	\$ 9,185	\$ 9,185	\$ 9,185						\$ 26,259	\$ 915	\$ 10,081
6401 Fairways Utilities Wastewater	\$ 25,045	\$ 25,045	\$ 25,045	\$ 25,045	\$ 25,045						\$ 8,941	\$ 5,939	\$ 29,440
8800 ANC WW - East Central	\$ 269,920	\$ 269,920	\$ 269,920	\$ 269,920	\$ 269,920						\$ 221,776	\$ 109,444	\$ 147,005
8810 ANC WW - West	\$ 37,970	\$ 37,970	\$ 37,970	\$ 37,970	\$ 37,970						\$ 62,745	\$ 30,355	\$ 44,678
8830 ANC WW - Fayetteville	\$ 5,415	\$ 5,415	\$ 5,415	\$ 5,415	\$ 5,415						\$ 4,297	\$ 2,151	\$ 26,234
Grand Total	\$ 362,535	\$ 362,535	\$ 362,535	\$ 362,535	\$ 362,535						\$ 330,970	\$ 153,265	\$ 289,001

co_desc Aqua North Carolina
Closing Option Monthly Close
description 0740-Effluent Disposal System

Row Labels	Sum of 2022 OV	Sum of 2023	Sum of 2024	Sum of 2025	Sum of 2026	2022 Project Cost	2023 Project Cost	2024 Project Cost	2025 Project Cost	Count of Expected effluent pond projects	2019	2020	2021
1015 ANC WW - Coast	\$ 48,570	\$ 48,570	\$ 48,570	\$ 48,570	\$ 48,570						\$ 52,087	\$ 53,178	\$ 65,601
6401 Fairways Utilities Wastewater	\$ 500	\$ 500	\$ 500	\$ 500	\$ 500						\$ 130	\$ -	\$ -
8800 ANC WW - East Central	\$ 89,885	\$ 89,885	\$ 89,885	\$ 89,885	\$ 89,885						\$ 113,865	\$ 80,797	\$ 180,864
8810 ANC WW - West	\$ 1,000	\$ 1,000	\$ 1,000	\$ 1,000	\$ 1,000						\$ 4,875	\$ -	\$ -
Grand Total	\$ 139,955	\$ 139,955	\$ 139,955	\$ 139,955	\$ 139,955						\$ 170,957	\$ 133,975	\$ 246,464

co_desc Aqua North Carolina
Closing Option Monthly Close
description 0521-Wells



Row Labels	Sum of 2022 OV	Sum of 2023	Sum of 2024	Sum of 2025	Sum of 2026	2022 Project Cost	2023 Project Cost	2024 Project Cost	2025 Project Cost	Count of Expected Well projects	2019	2020	2021
6816 Fairways Utilities Water	\$ 1,000	\$ 1,000	\$ 1,000	\$ 1,000	\$ 1,000						\$ -	\$ -	\$ -
7400 Brookwood/LaGrange Water	\$ 34,970	\$ 34,970	\$ 34,970	\$ 34,970	\$ 34,970						\$ 68,530	\$ 12,177	\$ 18,642
8000 ANC Water - East Central	\$ 7,000	\$ 7,000	\$ 7,000	\$ 7,000	\$ 7,000						\$ 22,885	\$ 862	\$ -
Grand Total	\$ 42,970	\$ 42,970	\$ 42,970	\$ 42,970	\$ 42,970						\$ 91,415	\$ 13,039	\$ 18,642

co_desc Aqua North Carolina
Closing Option Monthly Close
description (Multiple Items)

Row Labels	Sum of 2022 OV	Sum of 2023	Sum of 2024	Sum of 2025	Sum of 2026	2022 Project Cost	2023 Project Cost	2024 Project Cost	2025 Project Cost	Count of Expected Tools Projects	2019	2020	2021
1000 ANC Water - Kernersville	\$ 5,305	\$ 5,305	\$ 5,305	\$ 5,305	\$ 5,305						\$ 5,119	\$ 6,155	\$ 3,738
1005 ANC Water - Coast	\$ 6,275	\$ 6,275	\$ 6,275	\$ 6,275	\$ 6,275						\$ -	\$ -	\$ 1,677
1010 ANC WW - Kernersville	\$ 4,985	\$ 4,985	\$ 4,985	\$ 4,985	\$ 4,985						\$ 6,208	\$ 147	\$ 10,812
1015 ANC WW - Coast	\$ 5,500	\$ 5,500	\$ 5,500	\$ 5,500	\$ 5,500						\$ 494	\$ 5,737	\$ 6,573
6401 Fairways Utilities Wastewater	\$ 2,375	\$ 2,375	\$ 2,375	\$ 2,375	\$ 2,375						\$ 3,996	\$ 1,826	\$ 4,158
6816 Fairways Utilities Water	\$ 5,665	\$ 5,665	\$ 5,665	\$ 5,665	\$ 5,665						\$ 1,807	\$ 5,145	\$ 10,272
7400 Brookwood/LaGrange Water	\$ 6,345	\$ 6,345	\$ 6,345	\$ 6,345	\$ 6,345						\$ 8,010	\$ 3,104	\$ 1,915
8000 ANC Water - East Central	\$ 27,695	\$ 27,695	\$ 27,695	\$ 27,695	\$ 27,695						\$ 31,053	\$ 31,353	\$ 17,572
8010 ANC Water - West	\$ 12,500	\$ 11,500	\$ 11,500	\$ 11,500	\$ 11,500						\$ 3,565	\$ 20,084	\$ 15,854
8800 ANC WW - East Central	\$ 18,015	\$ 18,015	\$ 18,015	\$ 18,015	\$ 18,015						\$ 25,766	\$ 28,281	\$ 30,881
8810 ANC WW - West	\$ 7,420	\$ 7,420	\$ 7,420	\$ 7,420	\$ 7,420						\$ 2,792	\$ 15,050	\$ 16,001
8830 ANC WW - Fayetteville	\$ 4,245	\$ 4,245	\$ 4,245	\$ 4,245	\$ 4,245						\$ 8,090	\$ 113	\$ 3,171
Grand Total	\$ 106,325	\$ 105,325	\$ 105,325	\$ 105,325	\$ 105,325						\$ 96,900	\$ 116,996	\$ 122,624

co_desc Aqua North Carolina
Closing Option Monthly Close
description (Multiple Items)

Row Labels	Sum of 2022 OV	Sum of 2023	Sum of 2024	Sum of 2025	Sum of 2026	2022 Project Cost	2023 Project Cost	2024 Project Cost	2025 Project Cost	Count of Expected Mechanical Equip	2019	2020	2021
1010 ANC WW - Kernersville	\$ 5,000	\$ 5,000	\$ 5,000	\$ 5,000	\$ 5,000						\$ 5,548	\$ 10,669	\$ 3,575
1015 ANC WW - Coast	\$ 3,420	\$ 3,420	\$ 3,420	\$ 3,420	\$ 3,420						\$ 4,452	\$ 2,174	\$ 2,079
6401 Fairways Utilities Wastewater	\$ 3,450	\$ 3,450	\$ 3,450	\$ 3,450	\$ 3,450						\$ 3,692	\$ 6,662	\$ 8,132
8000 ANC Water - East Central	\$ 4,200	\$ 4,200	\$ 4,200	\$ 4,200	\$ 4,200						\$ 9,145	\$ 3,482	\$ 2,924
8800 ANC WW - East Central	\$ 22,150	\$ 22,150	\$ 22,150	\$ 22,150	\$ 22,150						\$ 30,685	\$ 35,768	\$ 34,854
8810 ANC WW - West	\$ 5,000	\$ 5,000	\$ 5,000	\$ 5,000	\$ 5,000						\$ 4,181	\$ 17,834	\$ 9,394
8830 ANC WW - Fayetteville	\$ 2,370	\$ 2,370	\$ 2,370	\$ 2,370	\$ 2,370						\$ 375	\$ 6,249	\$ 4,599
Grand Total	\$ 45,590	\$ 45,590	\$ 45,590	\$ 45,590	\$ 45,590						\$ 58,077	\$ 82,838	\$ 65,558



AQUA WSIP REBUTTAL EXHIBIT 5 - W-218 SUB 573 - IN SUPPORT OF RESPONSE TO PSDR 6 Q3 - TB REQUESTED UPDATES

Jim - I talked to Josh and he stated that if we don't put a particular category in the filing, then we won't get those dollars included in rates. With that said, can you please make the following updates:

- 1) I have changed the closing options on projects that were included under the blanket in your original calculation to "Project" so that they are not included in the blanket totals.
- 2) Add category 125 Capital Main Breaks per Shannon's request
- 3) Add category 610 Treatment Eqp and 750 Filters- these can be combined together in 1 section. Again, I have updated closing option to "Project" so that only the blankets are included.
- 4) Add Category 516 WW Pumping Eqp - Can be combined with either grinder pumps or with 517 Pumping Eqp Water
- 5) Add Category 510 Automated Distribution Controls water and WW
- 6) Add Category 111 Force Mains and 112 Gravity Mains
- 7) Add Category 740 Effluent Disposal
- 8) Add Categories 305 New Services to the rest of the services, 3rd pivot table
- 9) Add category 521 Wells
- 10) Add categories 615 Lab Equipment and 901 Working Tools - these can be together
- 11) Add categories 760 Power Generation and 810 Mechanical Eqp - these can be together