

December 1, 2016

Ms. Paige Morris  
Interim Chief Deputy Clerk  
North Carolina Utilities Commission  
430 N. Salisbury Street  
Raleigh, NC 27603

**RE: NTE Carolinas II, LLC**  
***Application for a Certificate of Public Convenience and Necessity to Construct a***  
***Natural Gas-Fired Electric Generating Facility***  
***Docket No. EMP-92, Sub 0***

Dear Ms. Morris:


At the evidentiary hearing in the above-referenced docket, the undersigned counsel was asked and agreed to file two late-filed exhibits to be included as part of the record in this docket. We are herewith electronically submitting these two exhibits and asking that they be included in the record, as the Commission directed.

The first is a sequence of webpages demonstrating that the source of the Population Overview identified as NTE Redirect Green Exhibit 1 was the North Carolina Office of State Budget and Management. Those pages are enclosed herewith and labelled NTE Redirect Green Exhibit 1A. It may also be worth noting that the Commission may take judicial notice of this data pursuant to N.C.G.S. § 62-65(b) ("The Commission may take judicial notice of . . . data published by official State . . . agencies").

The second late-filed exhibit, enclosed herewith and labelled NTE Cross-examination Powers Exhibit 3A, is all three pages of the website print-out of a press release issued on August 1, 2016 by Duke Energy Carolinas regarding its "summertime record for electricity use."

If you have any questions or comments regarding this filing, please do not hesitate to call me. Thank you in advance for your assistance.

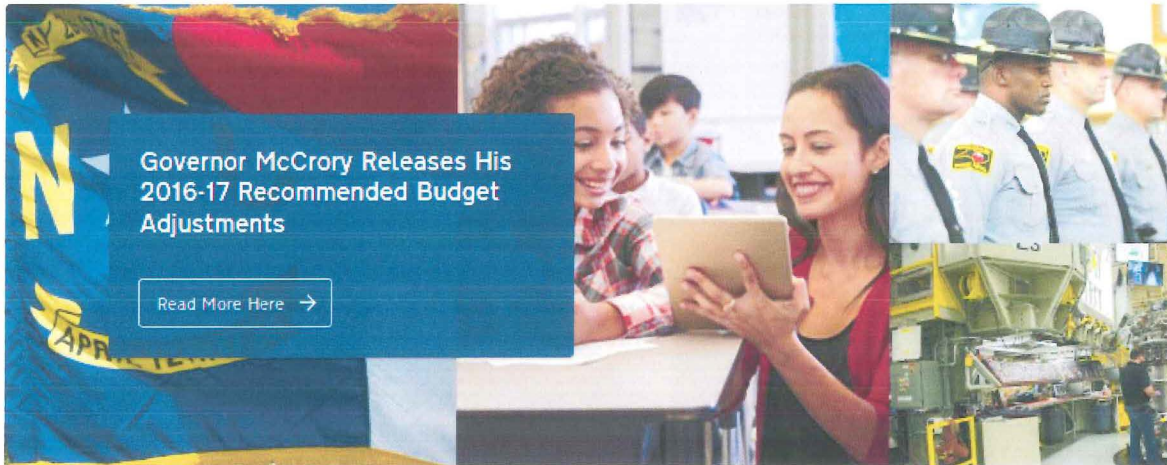
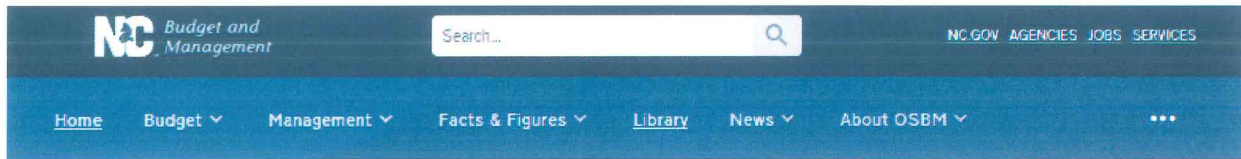
Very truly yours,



M. Gray Styers, Jr.

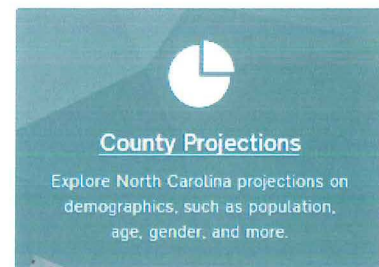
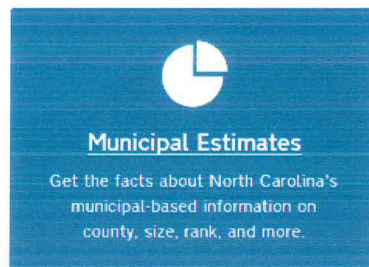
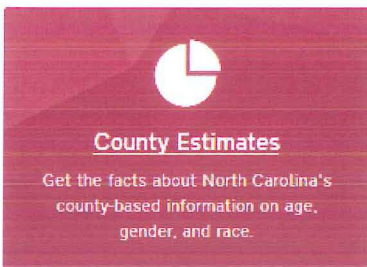
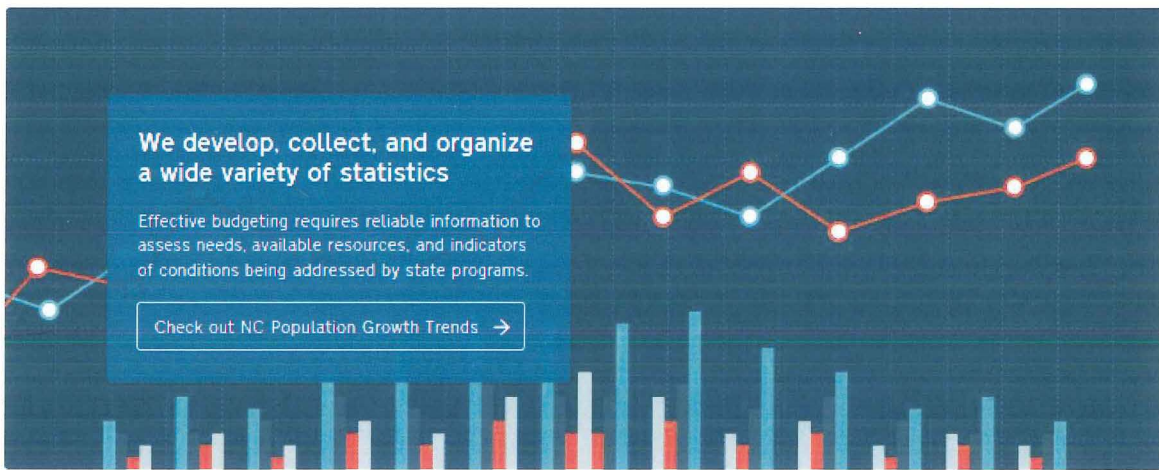
Enclosures

Cc: Dianna Downey, Esq. (w/encl.)  
John Runkle, Esq. (w/encl.)



<https://www.osbm.nc.gov/>

## Facts & Figures



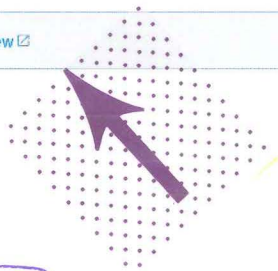
<https://www.osbm.nc.gov/facts-figures>



# County/State Population Projections

Description and Methodology

Overview	
Population Overview	Densities/Areas



<https://www.osbm.nc.gov/demog/county-projections>

## Population Overview, 2010-2036

### Open as Excel File

County	Population						
	July 2010	July 2015	July 2020	July 2025	July 2030	July 2035	July 2036
Alamance	151,582	157,522	167,375	177,741	188,157	198,573	200,656
Alexander	37,255	37,952	38,405	38,745	38,999	39,189	39,219
Alleghany	11,146	11,190	11,517	11,844	12,173	12,499	12,566
Anson	26,868	26,155	26,156	26,157	26,157	26,157	26,156
Ashe	27,250	27,332	27,086	26,876	26,728	26,625	26,608
Avery	17,745	17,816	17,912	18,007	18,102	18,199	18,216
Beaufort	47,781	47,829	47,827	47,826	47,827	47,827	47,828
Bertie	21,217	20,533	20,010	19,502	18,996	18,490	18,388
Bladen	35,159	35,011	35,009	35,013	35,010	35,011	35,012
Brunswick	108,181	123,535	138,430	154,332	170,230	186,128	189,307
Buncombe	238,801	254,836	270,328	285,823	301,321	316,816	319,915
Burke	90,688	89,114	89,727	90,003	90,124	90,179	90,185
Cabarrus	178,652	195,714	217,101	238,084	258,895	279,779	283,952
Caldwell	82,955	82,577	83,109	83,411	83,577	83,666	83,680
Camden	9,983	10,224	10,223	10,223	10,224	10,223	10,222
Carteret	66,693	69,826	71,265	72,706	74,146	75,584	75,874
Caswell	23,683	23,606	23,612	23,613	23,614	23,612	23,612
Catawba	154,315	155,828	157,209	158,588	159,969	161,349	161,626
Chatham	63,783	71,815	78,625	85,438	92,249	99,058	100,421
Cherokee	27,428	27,770	28,094	28,316	28,502	28,654	28,681
Chowan	14,745	14,541	13,932	13,321	12,711	12,102	11,979
Clay	10,583	11,036	11,294	11,543	11,778	12,003	12,049
Cleveland	97,987	97,871	98,334	98,544	98,637	98,681	98,687
Columbus	57,918	57,206	57,089	57,090	57,088	57,090	57,089
Craven	104,184	103,691	101,893	101,074	100,714	100,556	100,539
Cumberland	327,331	328,860	325,775	325,216	325,117	325,101	325,102
Currituck	23,663	25,627	28,473	31,319	34,164	37,012	37,581
Dare	33,987	36,001	37,798	39,083	40,005	40,664	40,772
Davidson	162,886	165,193	169,118	173,068	177,018	180,969	181,759
Davie	41,281	41,743	42,975	44,208	45,441	46,674	46,920

OFFICIAL COPY

Dec 01 2016

County	Population						
	July 2010	July 2015	July 2020	July 2025	July 2030	July 2035	July 2036
Duplin	58,678	59,868	59,866	59,866	59,866	59,866	59,867
Durham	271,382	297,219	322,728	348,110	373,364	398,490	403,500
Edgecombe	56,637	54,367	53,777	53,188	52,596	52,006	51,887
Forsyth	351,458	366,543	384,537	404,725	425,225	445,765	449,873
Franklin	60,838	64,206	68,065	71,976	75,886	79,794	80,577
Gaston	206,068	212,636	222,780	232,927	243,072	253,216	255,247
Gates	12,161	11,739	11,637	11,617	11,615	11,614	11,615
Graham	8,868	8,761	8,595	8,508	8,463	8,438	8,433
Granville	57,600	58,547	60,508	62,493	64,478	66,466	66,863
Greene	21,237	21,158	21,073	21,072	21,073	21,073	21,074
Guilford	489,487	517,124	536,923	553,524	567,448	579,125	581,224
Halifax	54,548	52,423	50,621	48,814	47,012	45,209	44,848
Harnett	115,731	127,127	134,189	141,178	148,167	155,154	156,552
Haywood	58,956	60,631	63,105	65,575	68,048	70,521	71,014
Henderson	106,950	112,511	118,807	124,682	130,161	135,271	136,249
Hertford	24,735	24,426	24,309	24,196	24,080	23,966	23,941
Hoke	47,570	51,776	58,774	65,004	70,888	77,246	78,468
Hyde	5,797	5,631	5,625	5,557	5,490	5,423	5,408
Iredell	159,797	170,230	185,140	200,059	214,975	229,894	232,875
Jackson	40,345	41,597	43,151	44,703	46,259	47,810	48,119
Johnston	169,638	184,519	205,975	227,712	249,508	271,316	275,677
Jones	10,079	10,423	10,426	10,425	10,424	10,424	10,425
Lee	57,871	58,908	58,907	58,907	58,908	58,907	58,909
Lenoir	59,451	58,338	58,017	57,696	57,378	57,056	56,991
Lincoln	78,412	81,397	86,794	92,187	97,581	102,977	104,056
Macon	33,939	34,771	36,367	37,962	39,556	41,152	41,471
Madison	20,777	21,663	22,430	23,197	23,964	24,733	24,887
Martin	24,460	23,746	23,263	22,779	22,296	21,812	21,715
McDowell	45,077	45,370	45,927	46,215	46,355	46,423	46,430
Mecklenburg	923,316	1,035,605	1,144,013	1,254,246	1,364,481	1,474,714	1,496,762
Mitchell	15,536	15,335	15,296	15,292	15,291	15,290	15,291
Montgomery	27,944	27,826	28,162	28,496	28,832	29,168	29,235

County	Population						
	July 2010	July 2015	July 2020	July 2025	July 2030	July 2035	July 2036
Moore	88,589	94,492	100,788	106,435	111,479	115,983	116,826
Nash	95,867	94,370	93,920	93,471	93,025	92,576	92,485
New Hanover	203,289	220,231	234,826	249,424	264,016	278,612	281,530
Northampton	22,007	21,073	20,889	20,704	20,518	20,332	20,296
Onslow	186,977	194,636	205,607	216,578	227,549	238,521	240,716
Orange	134,044	140,144	147,929	155,679	163,385	171,058	172,586
Pamlico	13,093	13,174	13,201	13,231	13,260	13,289	13,296
Pasquotank	40,652	39,731	40,330	40,411	40,423	40,422	40,423
Pender	52,361	57,941	64,102	70,254	76,410	82,566	83,797
Perquimans	13,484	13,648	14,112	14,778	15,475	16,173	16,315
Person	39,421	39,574	40,214	40,745	41,184	41,543	41,606
Pitt	168,822	175,532	179,437	183,346	187,251	191,158	191,942
Polk	20,450	20,828	21,278	21,636	21,922	22,148	22,187
Randolph	141,944	142,943	143,683	144,423	145,163	145,902	146,052
Richmond	46,605	45,353	45,058	44,754	44,450	44,149	44,088
Robeson	134,392	133,375	132,087	130,797	129,510	128,218	127,962
Rockingham	93,651	92,084	91,713	91,636	91,621	91,619	91,620
Rowan	138,327	140,122	144,335	148,551	152,766	156,981	157,825
Rutherford	67,735	67,617	67,883	68,024	68,082	68,113	68,117
Sampson	63,460	63,993	63,992	63,992	63,994	63,993	63,993
Scotland	36,077	35,821	34,933	34,063	33,189	32,315	32,140
Stanly	60,557	61,234	62,340	63,460	64,577	65,696	65,921
Stokes	47,336	46,763	46,642	46,571	46,530	46,505	46,501
Surry	73,693	73,195	73,197	73,198	73,194	73,195	73,194
Swain	13,996	14,953	15,714	16,474	17,234	17,996	18,149
Transylvania	33,065	33,745	35,308	36,868	38,430	39,994	40,308
Tyrrell	4,400	4,217	4,216	4,215	4,217	4,215	4,215
Union	202,117	219,992	240,175	260,360	280,541	300,722	304,757
Vance	45,303	45,097	45,162	45,197	45,218	45,231	45,234
Wake	906,964	1,007,631	1,119,118	1,230,780	1,342,440	1,454,103	1,476,434
Warren	20,935	20,473	20,491	20,516	20,541	20,566	20,569
Washington	13,162	12,589	12,192	11,796	11,401	11,004	10,925

County	Population						
	July 2010	July 2015	July 2020	July 2025	July 2030	July 2035	July 2036
Watauga	50,981	53,737	56,744	59,752	62,757	65,764	66,363
Wayne	122,855	124,984	128,020	132,844	135,616	139,698	140,458
Wilkes	69,244	69,663	69,664	69,664	69,663	69,664	69,661
Wilson	81,247	81,689	84,504	87,770	91,092	94,420	95,088
Yadkin	38,436	37,705	37,022	36,620	36,378	36,231	36,208
Yancey	17,797	17,959	18,062	18,165	18,267	18,372	18,393
STATE	9,574,408	10,056,683	10,584,376	11,116,784	11,643,181	12,167,836	12,272,264

*Return to Top*

***Last updated 19SEP2016***



## Duke Energy Carolinas customers set summertime record for electricity use

August 1, 2016

### Share This Story



CHARLOTTE, N.C. – Duke Energy Carolinas customers in North Carolina and South Carolina set a summertime record for electricity usage this week as the region's lingering heat wave drove up energy demand.

The new summer peak usage record is 20,671 megawatt-hours of electricity for the hour ending at 5 p.m., Wednesday, July 27, 2016 – exceeding the previous summertime record of 20,628 megawatts-hours, set on Aug. 8, 2007.

The all-time Duke Energy Carolinas record – covering both summer and winter seasons – remains 21,101 megawatt-hours, set on Feb. 20, 2015.

Temperatures have reached above 90 degrees in the Carolinas every day for more than a week, often hovering in the mid- to upper-90s.

Duke Energy is closely monitoring the electric system to ensure its customers continue to receive reliable power during the extended hot weather period.

"We have sufficient supplies of electricity to meet our customers' needs, and our technicians are working around the clock to ensure smooth operations at our power plants and along our power lines," said Nelson Peeler, Duke Energy vice president of system planning and operations.

### About Duke Energy


Duke Energy is one of the largest electric power holding companies in the United States. Its regulated utility operations serve approximately 7.4 million electric customers located in six states in the Southeast and Midwest, representing a population of approximately 24 million people. Its Commercial Portfolio and International business segments own and operate diverse power generation assets in North America and Latin America, including a growing portfolio of renewable energy assets in the United States.

Headquartered in Charlotte, N.C., Duke Energy is an S&P 100 Stock Index company traded on the New York Stock Exchange under the symbol DUK. More information about the company is available at [duke-energy.com](http://duke-energy.com).

The Duke Energy News Center serves as a multimedia resource for journalists and features news releases, helpful links, photos and videos.


Follow Duke Energy on Twitter, LinkedIn, Instagram and Facebook.

### Related Stories



Duke Energy announces five executive appointments

With a final blast, the Dan River Steam Station passes into history



Duke University study finds hexavalent chromium is not from ash basins

## Related Tags

North Carolina, South Carolina

[Privacy Policy](#) [Terms of Use](#)

© Duke Energy Corporation. All rights reserved.