

# COVID-19: The Outlook For North American Regulated Utilities Turns Negative

April 2, 2020

## Key Takeaways

- We are revising our assessment of the North America regulated utility industry to negative from stable.
- We expect that the utility industry will remain a high-credit-quality investment-grade industry.
- We expect that the industry's median rating, which is 'A-', could weaken to the 'BBB+' level.
- Prior to the coronavirus outbreak in North America about 25% of the utilities had a negative outlook or ratings that were on CreditWatch with negative implications.
- Additionally, many utilities with a stable outlook have minimal financial cushion at the current rating level.
- We expect COVID-19 will weaken the industry's 2020 funds from operations (FFO) to debt by about 100 basis points.

### PRIMARY CREDIT ANALYST

**Gabe Grosberg**  
New York  
(1) 212-438-6043  
gabe.grosberg  
@spglobal.com

### SECONDARY CONTACT

**Kevin M Sheridan**  
New York  
+ 1 (212) 438 3022  
kevin.sheridan  
@spglobal.com

S&P Global Ratings acknowledges a high degree of uncertainty about the rate of spread and peak of the coronavirus outbreak. Some government authorities estimate the pandemic will peak about midyear, and we are using this assumption in assessing the economic and credit implications. We believe the measures adopted to contain COVID-19 have pushed the global economy into recession (see our macroeconomic and credit updates here: [www.spglobal.com/ratings](http://www.spglobal.com/ratings)). As the situation evolves, we will update our assumptions and estimates accordingly.

S&P Global Ratings is revising downward its assessment of the North America utility industry to negative from stable. The North America utility industry consists of about 250 water, gas, and electric utilities. While we expect the sector to remain an investment-grade industry, we nevertheless project a modest weakening of credit quality within the industry. Credit quality had been gradually weakening prior to the COVID-19 outbreak with about 25% of companies on negative outlook or with ratings on CreditWatch with negative implications. We view COVID-19 as a source of incremental pressure and expect that the recession will lead to an increasing number of downgrades and negative outlooks. Currently, the median rating within the industry is 'A-' and over the next 12 months, we expect that the industry median could move to 'BBB+'.

**COVID-19: The Outlook For North American Regulated Utilities Turns Negative****Credit Quality Was Weakening Even Before COVID-19**

The North America regulated utility industry's credit quality was already weakening prior to COVID-19. This reflected companies' more consistent ability to manage credit measures closer to the downgrade threshold, leaving very minimal financial cushion at the current rating level. We generally view the industry's cash flows as more predictable and steady than most other corporate industries. Even so, unless a management team can proactively implement corrective actions, a utility with minimal financial cushion at the current rating coupled with an unexpected material event, typically results in a negative outlook or a downgrade.

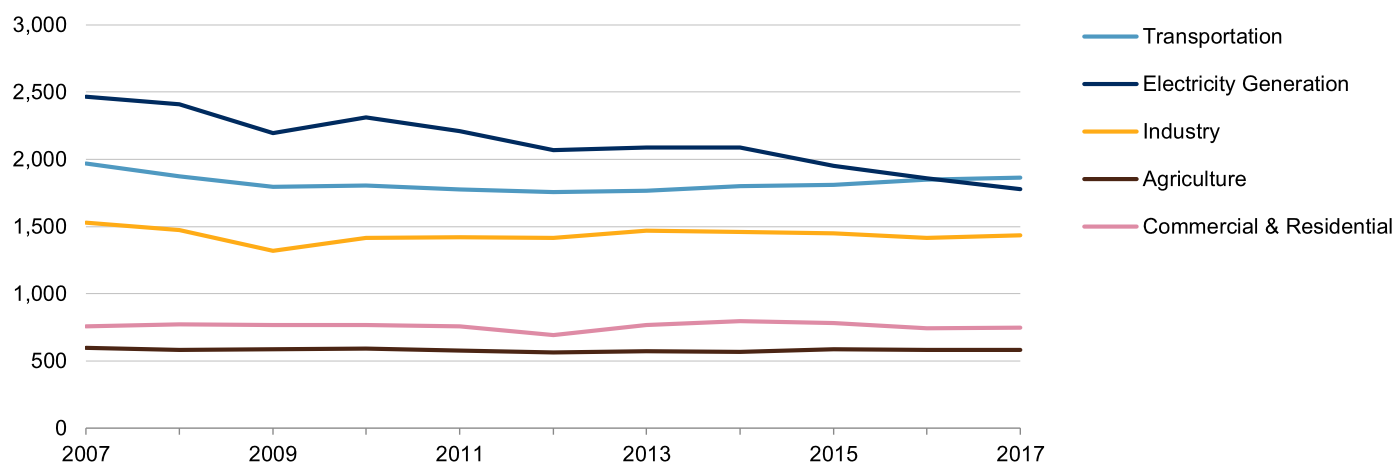
The industry has faced many unexpected events and credit obstacles over the past two years. Some of these include safety (NiSource Inc.), wildfires (PG&E Corp., Edison International, and Sempra Energy), large capital projects (Southern Co., SCANA Corp., Eversource Energy, Duke Energy Corp., and Dominion Energy Inc.), utility acquisition (Fortis Inc., Emera Inc., ENMAX Corp., and NextEra Energy Inc.), and nonutility acquisitions (DTE Energy Co.). Each of these instances have either significantly reduced the prior cushion at the current rating level, triggered negative outlooks, or downgrades.

Also pressuring the industry's credit quality is the critical focus on environmental, social, and governance (ESG) factors. Over the past decade, the industry has done an outstanding job to significantly reduce its greenhouse gas emissions and reduce its reliance on coal-fired generation.

Chart 1

**Total U.S. Greenhouse Gas Emissions By Economic Sector From 2007 -2017**

Million metric tons of CO2 equivalents

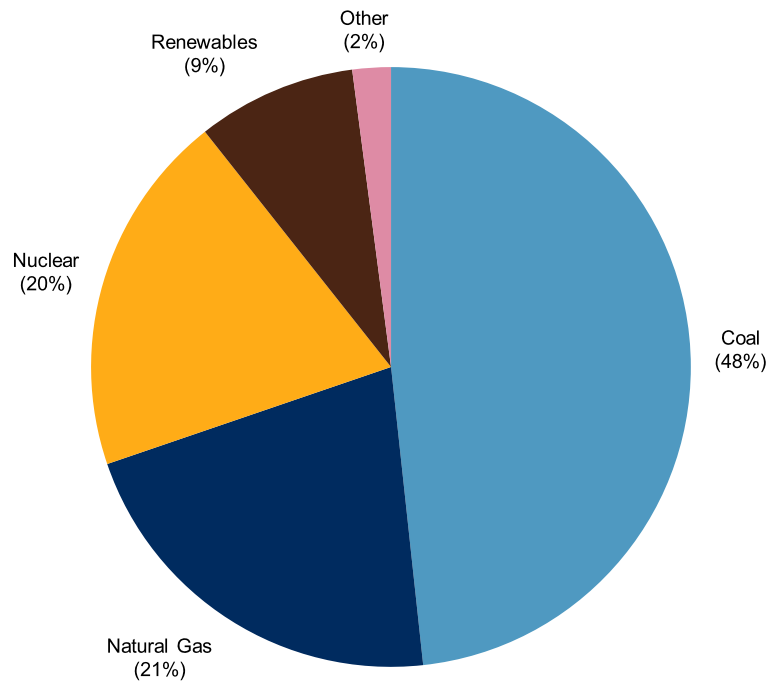


Source: U.S. Energy Information Administration.

Copyright © 2020 by Standard & Poor's Financial Services LLC. All rights reserved.

**COVID-19: The Outlook For North American Regulated Utilities Turns Negative**

Chart 2

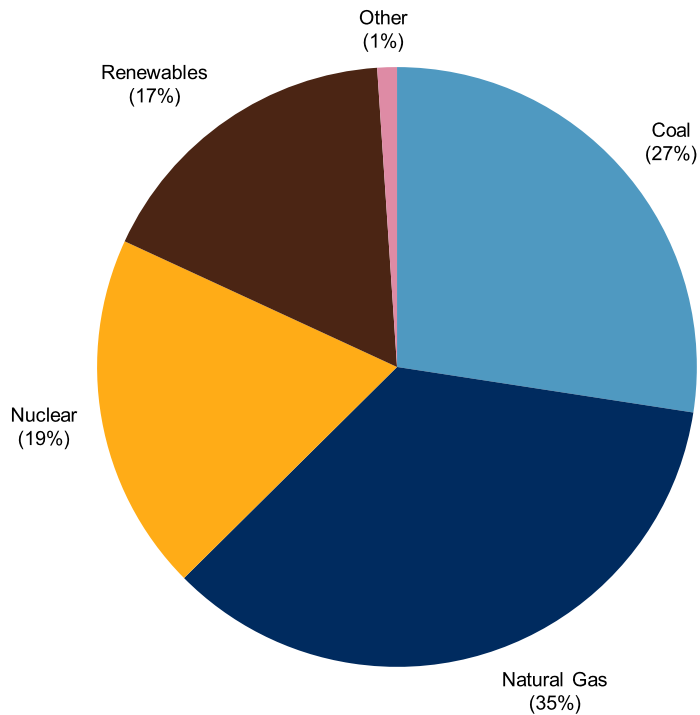
**U.S. 2008 Generation Mix**

Source: U.S. Energy Information Administration.

Copyright © 2020 by Standard & Poor's Financial Services LLC. All rights reserved.

**COVID-19: The Outlook For North American Regulated Utilities Turns Negative**

Chart 3

**U.S. 2018 Generation Mix**

Source: U.S. Energy Information Administration.

Copyright © 2020 by Standard & Poor's Financial Services LLC. All rights reserved.

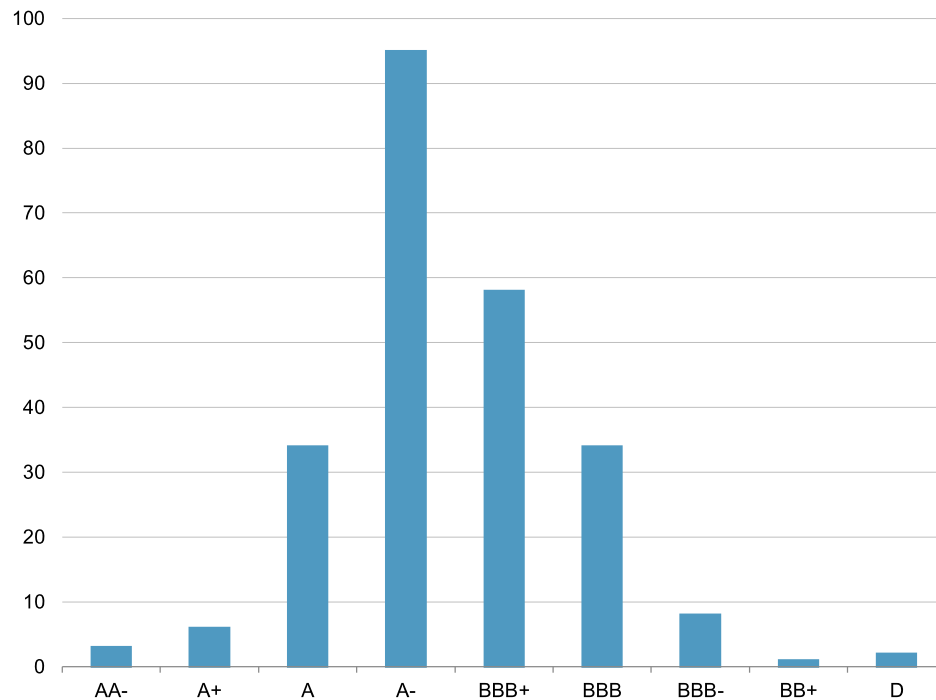
However, there are individual companies such as American Electric Power Co. Inc., Ameren Corp., and Evergy Inc. that despite having long-term plans to reduce their reliance on coal-fired generation, will continue to rely heavily on that fuel source for the next decade, possibly pressuring credit quality.

## Rating Upgrades And Downgrades

Over the past decade, there have been generally more upgrades than downgrades in the sector. This has strengthened the utilities' credit quality since the financial recession and currently, the median rating within the industry is 'A-'.

**COVID-19: The Outlook For North American Regulated Utilities Turns Negative**

Chart 4

**North American Regulated Utilities Ratings Distribution 2019**

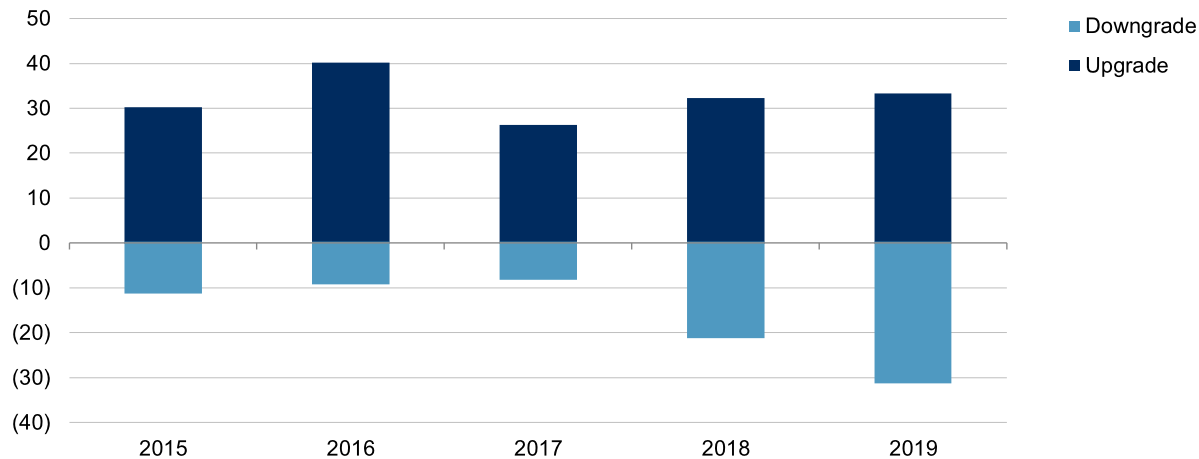
Source: S&P Global Ratings.

Copyright © 2020 by Standard & Poor's Financial Services LLC. All rights reserved.

When analyzing our rating upgrades and downgrades in the sector for 2019, even prior to COVID-19, we note a weakening of credit quality.

**COVID-19: The Outlook For North American Regulated Utilities Turns Negative**

Chart 5

**North American Regulated Utilities Upgrades And Downgrades**

Source: S&amp;P Global Ratings.

Copyright © 2020 by Standard &amp; Poor's Financial Services LLC. All rights reserved.

While 2019 may initially appear to be similar to prior years with upgrades outpacing downgrades at 33 to 31, the underlying analysis tells a different story. In 2019, about 60% of the upgrades were attributed to S&P Global Ratings' revised group rating methodology criteria. Under the revised criteria, we placed more emphasis on the regulation of a utility allowing for a subsidiary with effective regulation and with a stand-alone credit profile that is higher than its group to potentially be rated higher. Absent the revised criteria, downgrades would have outpaced upgrades by 30 to 13 in 2019. This is a clear indication that even before COVID-19, the credit quality of the North America regulated utility sector had weakened.

**Operating With Minimal Financial Cushion**

While many companies with a negative outlook such as Puget Energy Inc. have minimal financial cushion at their current rating level, many others with a stable outlook also have minimal financial cushion at their current rating level. Companies with a stable outlook and minimal financial cushion include Exelon Corp., ALLETE Inc., American Water Works Co. Inc., Edison International, AVANGRID Inc., DPL Inc., CenterPoint Energy Inc., and Madison Gas & Electric Co. As the financial effects of COVID-19 continue to take hold, we expect that even companies with stable outlooks may experience ratings downward pressure. This is another reason that underscores our assessment that the industry outlook has turned negative.

**How COVID-19 May Affect The Sector**

In general, we assume that the U.S. will experience more than a 12% contraction in GDP during the second quarter and estimate the pandemic will peak between June and August (Global Macroeconomic Update, March 24: A Massive Hit To World Economic Growth, March 24, 2020).

For the North America utility industry, we expect that COVID-19 will reduce the commercial and

**COVID-19: The Outlook For North American Regulated Utilities Turns Negative**

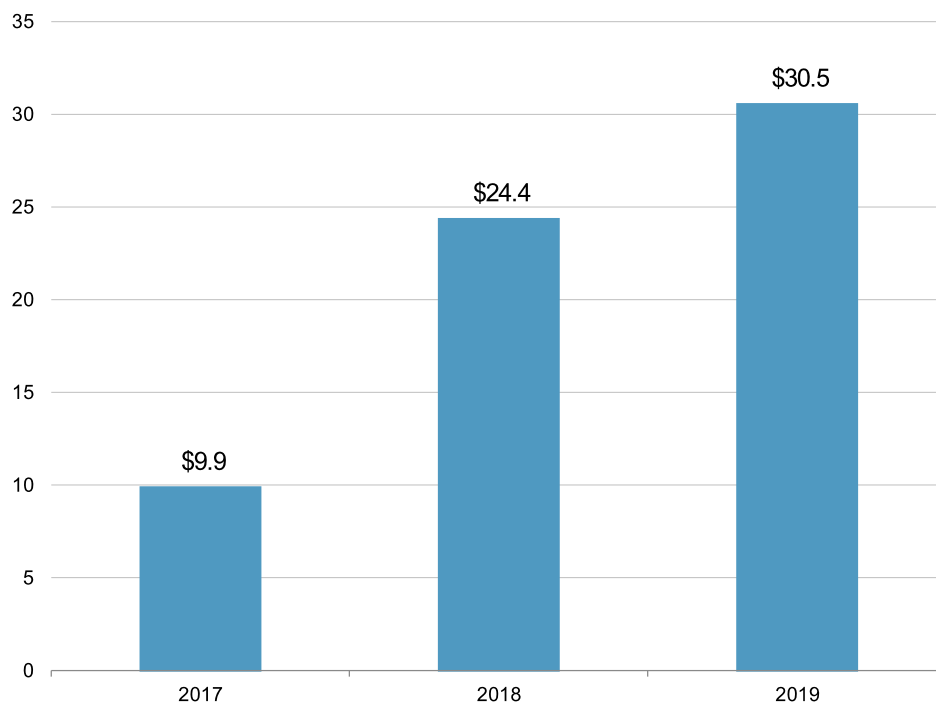
industrial (C&I) usage (North American Regulated Utilities Face Additional Risks Amid Coronavirus Outbreak, March 19, 2020). While some utilities will be able to offset some of the lower C&I usage through various regulatory mechanisms that include decoupling of revenues mechanisms and formula rates, many others will see a weakening of sales. Furthermore, as the recession continues to take hold, we expect bad debt expense will increase as it becomes increasingly more difficult for customers to pay their bills. While many utilities can defer these costs for future recovery, as these balances grow, historically we have seen incidents where utilities negotiate with their commission's to write off some of these costs as part of a larger agreement. Overall, we expect that these effects will result in a weakening of credit measures.

On a positive note, the industry continues to exhibit adequate liquidity and access to the debt markets, despite uneven performance of the commercial paper market for tier 2 issuers. The industry is benefiting from proactive risk management of establishing large credit facilities, having good access to additional liquidity through new term loans from banks, and public issuance of utility debt. These positive developments contrast to the last financial recession, when many utilities fully drew on their available credit lines and access to the banks or to the public debt market was effectively shut for many weeks.

Yet availability to the equity markets remains extraordinarily challenging. In 2019, the industry issued more than \$30 billion in equity to preserve credit quality and heading into 2020 many companies within the industry assumed equity issuances as part of their financing plans. Given the industry's negative discretionary cash flow because of its high capital spending and lack of access to the equity markets, we expect that this will also lead to a weakening of credit measures.

**COVID-19: The Outlook For North American Regulated Utilities Turns Negative**

Chart 6

**North American Regulated Utilities Equity Issuance In Billions**

Source: S&amp;P Global Ratings.

Copyright © 2020 by Standard &amp; Poor's Financial Services LLC. All rights reserved.

Another area of concern are utilities that rely to various degrees on nonutility businesses that have commodity exposure (S&P Global Ratings Cuts WTI And Brent Crude Oil Price Assumptions Amid Continued Near-Term Pressure, March 19, 2020). These include OGE Energy Corp., CenterPoint Energy Inc., DTE Energy Co., Dominion Energy Inc., Public Service Enterprise Group Inc., NextEra Energy Inc., and Exelon Corp. While many of them are well hedged in the near term, volumetric risk and a longer-term weakening of commodity prices could have a material effect on their credit measures. Overall, assuming that the effects of COVID-19 is only temporary, we would expect that the industry's 2020 FFO to debt will weaken by about 100 basis points, consistent with our revised negative outlook for the industry.

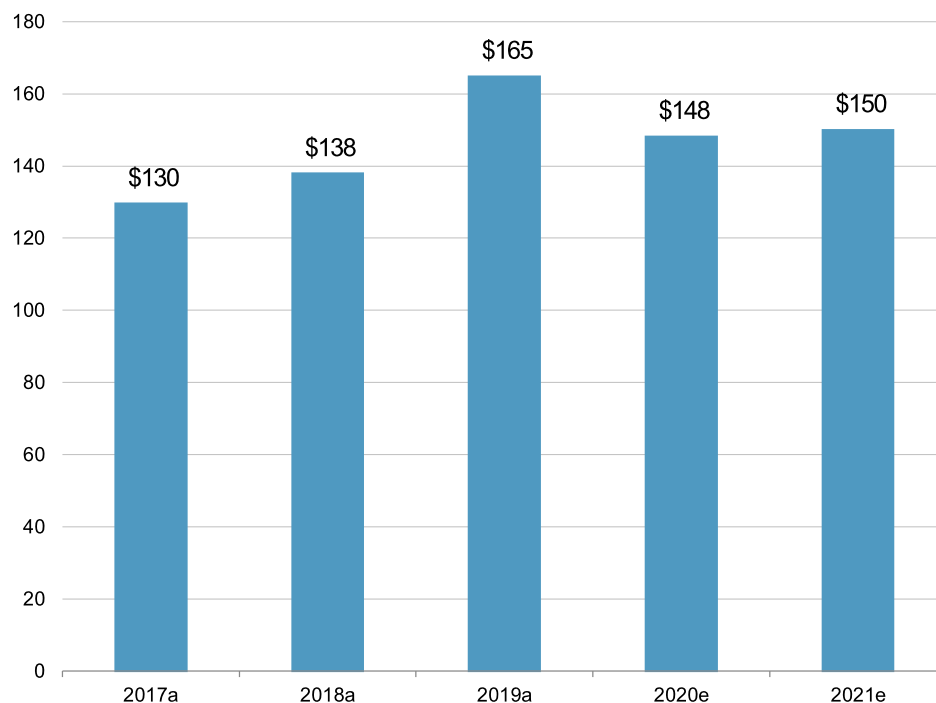
## The Industry Has Levers

Depending on the severity of the recession, the industry has important levers that could mitigate some of the risks. This includes reducing capital spending and dividends. Currently, we estimate that 2020 capital spending will approximate \$150 billion.



**COVID-19: The Outlook For North American Regulated Utilities Turns Negative**

Chart 7

**North American Regulated Utilities Capital Expenditures In Billions**

a--actual. e--estimate. Source: S&P Global Ratings.

Copyright © 2020 by Standard & Poor's Financial Services LLC. All rights reserved.

Based on our conversations with the companies within the industry there is a wide range as to how deeply a utility can reduce its capital spending and still maintain safe and reliable services. Some utilities can only reduce capital spending by as little as 15%, others by as much as 60%. Our analysis indicates that the majority of utilities could reduce their capital spending on a temporary basis by about 40% and maintain safe operations. Should the recession prolong, we would expect that the industry would generally first reduce capital spending and only afterward cut dividends. There is precedent that during times of high financial stress, utilities have reduced their dividends and we would expect that the industry, if necessary, would use this lever, acting prudently to preserve credit quality.

Credit quality of the North America regulated utility industry was already weakening prior to COVID-19. We believe that incremental challenges that the industry will face from this recession exacerbates financial pressure and underpins our revised negative outlook for the industry. However, we also expect that this industry's credit quality will continue to outperform most other corporate industries despite these challenges. Furthermore, we expect that the utilities will use the levers available to them to reduce credit risks and limit the financial impact from COVID-19. Overall, while we expect a weakening to the industry's credit quality, we continue to firmly believe that this industry will remain a high-quality, investment-grade industry.

This report does not constitute a rating action.

**COVID-19: The Outlook For North American Regulated Utilities Turns Negative**

Copyright © 2020 by Standard & Poor's Financial Services LLC. All rights reserved.

No content (including ratings, credit-related analyses and data, valuations, model, software or other application or output therefrom) or any part thereof (Content) may be modified, reverse engineered, reproduced or distributed in any form by any means, or stored in a database or retrieval system, without the prior written permission of Standard & Poor's Financial Services LLC or its affiliates (collectively, S&P). The Content shall not be used for any unlawful or unauthorized purposes. S&P and any third-party providers, as well as their directors, officers, shareholders, employees or agents (collectively S&P Parties) do not guarantee the accuracy, completeness, timeliness or availability of the Content. S&P Parties are not responsible for any errors or omissions (negligent or otherwise), regardless of the cause, for the results obtained from the use of the Content, or for the security or maintenance of any data input by the user. The Content is provided on an "as is" basis. S&P PARTIES DISCLAIM ANY AND ALL EXPRESS OR IMPLIED WARRANTIES, INCLUDING, BUT NOT LIMITED TO, ANY WARRANTIES OF MERCHANTABILITY OR FITNESS FOR A PARTICULAR PURPOSE OR USE, FREEDOM FROM BUGS, SOFTWARE ERRORS OR DEFECTS, THAT THE CONTENT'S FUNCTIONING WILL BE UNINTERRUPTED OR THAT THE CONTENT WILL OPERATE WITH ANY SOFTWARE OR HARDWARE CONFIGURATION. In no event shall S&P Parties be liable to any party for any direct, indirect, incidental, exemplary, compensatory, punitive, special or consequential damages, costs, expenses, legal fees, or losses (including, without limitation, lost income or lost profits and opportunity costs or losses caused by negligence) in connection with any use of the Content even if advised of the possibility of such damages.

Credit-related and other analyses, including ratings, and statements in the Content are statements of opinion as of the date they are expressed and not statements of fact. S&P's opinions, analyses and rating acknowledgment decisions (described below) are not recommendations to purchase, hold, or sell any securities or to make any investment decisions, and do not address the suitability of any security. S&P assumes no obligation to update the Content following publication in any form or format. The Content should not be relied on and is not a substitute for the skill, judgment and experience of the user, its management, employees, advisors and/or clients when making investment and other business decisions. S&P does not act as a fiduciary or an investment advisor except where registered as such. While S&P has obtained information from sources it believes to be reliable, S&P does not perform an audit and undertakes no duty of due diligence or independent verification of any information it receives. Rating-related publications may be published for a variety of reasons that are not necessarily dependent on action by rating committees, including, but not limited to, the publication of a periodic update on a credit rating and related analyses.

To the extent that regulatory authorities allow a rating agency to acknowledge in one jurisdiction a rating issued in another jurisdiction for certain regulatory purposes, S&P reserves the right to assign, withdraw or suspend such acknowledgment at any time and in its sole discretion. S&P Parties disclaim any duty whatsoever arising out of the assignment, withdrawal or suspension of an acknowledgment as well as any liability for any damage alleged to have been suffered on account thereof.

S&P keeps certain activities of its business units separate from each other in order to preserve the independence and objectivity of their respective activities. As a result, certain business units of S&P may have information that is not available to other S&P business units. S&P has established policies and procedures to maintain the confidentiality of certain non-public information received in connection with each analytical process.

S&P may receive compensation for its ratings and certain analyses, normally from issuers or underwriters of securities or from obligors. S&P reserves the right to disseminate its opinions and analyses. S&P's public ratings and analyses are made available on its Web sites, [www.standardandpoors.com](http://www.standardandpoors.com) (free of charge), and [www.ratingsdirect.com](http://www.ratingsdirect.com) (subscription), and may be distributed through other means, including via S&P publications and third-party redistributors. Additional information about our ratings fees is available at [www.standardandpoors.com/usratingsfees](http://www.standardandpoors.com/usratingsfees).

STANDARD & POOR'S, S&P and RATINGSDIRECT are registered trademarks of Standard & Poor's Financial Services LLC.